

For Research Use Only

Anti-Human ICAM-1/CD54 Rabbit Recombinant Antibody

Catalog Number: 98011-4-RR



Basic Information

Catalog Number:

98011-4-RR

Concentration:

100ug, 1000 ug/ml

Source:

Rabbit

Isotype:

IgG

GenBank Accession Number:

BC015969

GeneID (NCBI):

3383

ENSEMBL Gene ID:

ENSG00000090339

UNIPROT ID:

P05362

Full Name:

intercellular adhesion molecule 1

Calculated MW:

90 kDa

Purification Method:

Protein A purification

CloneNo.:

240646A11

Recommended Dilutions:

FC: 0.25 ug per 10⁶ cells in 100 μ l suspension

Applications

Tested Applications:

FC

Species Specificity:

human

Positive Controls:

FC : human PBMCs,

Background Information

ICAM-1 (CD54) is a 90-kDa transmembrane glycoprotein of the immunoglobulin superfamily and is critical for the firm attachment and transmigration of leukocytes out of blood vessels and into tissues (PMID: 19307690). ICAM-1 is expressed by several cell types, typically on endothelial cells and cells of the immune system, and its expression can be up-regulated by various stimuli, including TNF- α , INF- γ , IL-1 and thrombin (PMID: 3086451; 9694714; 15979056). It is a ligand for LFA-1 and Mac-1, serves as a receptor for rhinovirus, and is one of several receptors used by Plasmodium falciparum (PMID: 2566624; 2538244; 2475784).

Storage

Storage:

Store at 2-8°C. Stable for one year after shipment.

Storage Buffer:

PBS with 0.09% sodium azide, pH7.3

For technical support and original validation data for this product please contact:

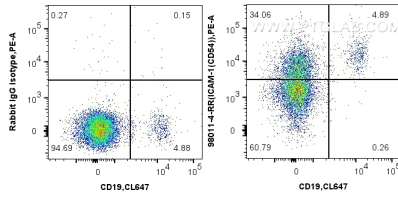
T: 4006900926

E: Proteintech-CN@ptglab.com

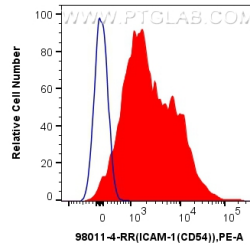
W: ptgcn.com

This product is exclusively available under Proteintech Group brand and is not available to purchase from any other manufacturer.

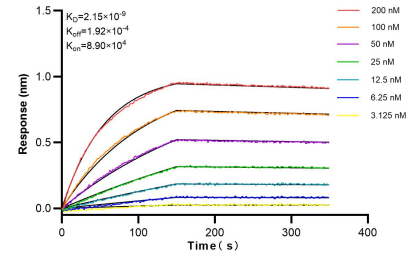
Selected Validation Data



1x10⁶ human PBMCs were surface stained with 0.25 ug Anti-Human ICAM-1/CD54 Rabbit Recombinant Antibody (98011-4-RR, Clone: 240646A11) or Rabbit IgG Isotype Control Recombinant Antibody (98136-1-RR, Clone: 240953C9), and PE-Conjugated Goat Anti-Rabbit IgG(H+L). Cells were co-stained with CoraLite® Plus 647 Anti-Human CD19. Cells were not fixed. Lymphocytes were gated.



1x10⁶ human PBMCs were surface stained with 0.25 ug Anti-Human ICAM-1/CD54 Rabbit Recombinant Antibody (98011-4-RR, Clone: 240646A11)(red) or Rabbit IgG Isotype Control Recombinant Antibody (98136-1-RR, Clone: 240953C9) (blue), and PE-Conjugated Goat Anti-Rabbit IgG(H+L). Cells were not fixed. Lymphocytes were gated.



Biolayer interferometry (BLI) kinetic assays of 98011-4-RR against Human ICAM-1/CD54 were performed. The affinity constant is 2.15 nM.