For Research Use Only

Annexin A3 Recombinant monoclonal antibody

Catalog Number:89047-1-RR

proteintech®
Antibodies | ELISA kits | Proteins
www.ptglab.com

Basic Information

Catalog Number:
89047-1-RR

Source:
Rabbit

Isotype:
IgG

Immunogen Catalog Number:
EG11966

GenBank Accession Number:
NM_001420107.1

GeneID (NCBI):
11745

UNIPROT ID:
O35639

Full Name:
annexin A3

Calculated MW:
36 kDa

Observed MW:
36 kDa

Purification Method:
Protein A purification

CloneNo.:
262130B9

Recommended Dilutions:
WB: 1:5000-1:50000
IHC: 1:200-1:800
IF/ICC: 1:200-1:800

Applications

Tested Applications:
WB, IHC, IF/ICC, ELISA

Species Specificity:
mouse, rat

Note-IHC: suggested antigen retrieval with TE buffer pH 9.0; (*) Alternatively, antigen retrieval may be performed with citrate buffer pH 6.0

Positive Controls:

WB : HeLa cells, C2C12 cells, RAW 264.7 cells, mouse lung tissue, rat lung tissue

IHC : mouse lung tissue,

IF/ICC : C2C12 cells,

Background Information

Annexin A3 (Anxa3), also named as lipocortin3, placental anticoagulant protein3 (PAP-III), belongs to annexin family. Annexins are calcium-dependent phospholipids-binding high-abundant intracellular proteins. ANXA3 has been reported to play crucial roles in a diverse range of molecular and cellular processes, including ion channel regulation, anticoagulation, anti-inflammation, vesicle traffick-ing, signal transduction, cell migration, and cell proliferation. It also exhibits important roles in cancer progression, metastasis, and drug resistance.

Storage

Storage:
Store at -20°C. Stable for one year after shipment.
Storage Buffer:
PBS with 0.02% sodium azide and 50% glycerol, pH7.3
Aliquoting is unnecessary for -20°C storage

For technical support and original validation data for this product please contact:
T: 4006900926 E: Proteintech-CN@ptglab.com W: ptgcn.com

This product is exclusively available under Proteintech Group brand and is not available to purchase from any other manufacturer.

Selected Validation Data

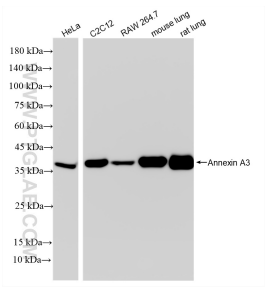

Various lysates were subjected to SDS PAGE followed by western blot with 89047-1-RR (Annexin A3 antibody) at dilution of 1:10000 incubated at room temperature for 1.5 hours.

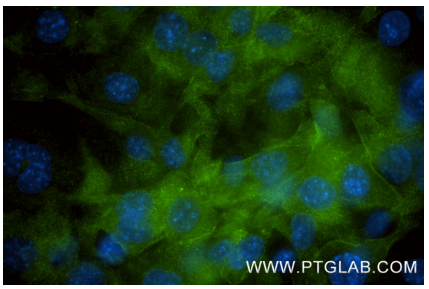

Immunofluorescent analysis of (-20°C Methanol) fixed C2C12 cells using Annexin A3 antibody (89047-1-RR, Clone: 262130B9) at dilution of 1:400 and CoraLite®488-Conjugated Goat Anti-Rabbit IgG(H+L) (SA00013-2).

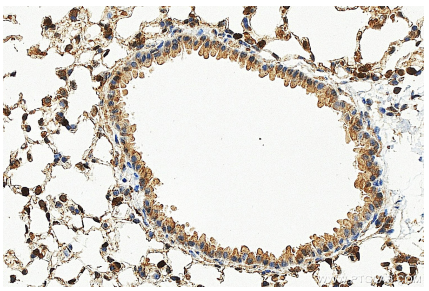

Immunohistochemical analysis of paraffin-embedded mouse lung tissue slide using 89047-1-RR (Annexin A3 antibody) at dilution of 1:400 (under 40x lens). Heat mediated antigen retrieval with Tris-EDTA buffer (pH 9.0).