For Research Use Only

Rat CD2 Recombinant monoclonal antibody, PBS Only (Detector)

Catalog Number:88874-7-PBS

proteintech®
Antibodies | ELISA kits | Proteins
www.ptglab.com

Basic Information

Catalog Number:
88874-7-PBS

Source:
Rabbit

Isotype:
IgG

Immunogen Catalog Number:
EG9783

GenBank Accession Number:
NM_012830.2

GeneID (NCBI):
497761

UNIPROT ID:
P08921

Full Name:
Cd2 molecule

Calculated MW:
38 kDa

Purification Method:
Protein A purification

CloneNo.:
261398A12

Applications

Tested Applications:
Cytometric bead array, Sandwich ELISA, Indirect ELISA

Species Specificity:
rat

Background Information

Storage

Storage:
Store at -80°C.
The product is shipped with ice packs. Upon receipt, store it immediately at -80°C
Storage Buffer:
PBS only, pH7.3

For technical support and original validation data for this product please contact:
T: 4006900926 E: Proteintech-CN@ptglab.com W: ptgcn.com

This product is exclusively available under Proteintech Group brand and is not available to purchase from any other manufacturer.

Selected Validation Data

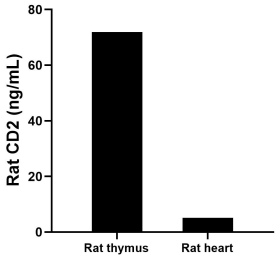

The mean CD2 concentration was determined to be 71.90 ng/mL in rat thymus tissue extract based on a 4.0 mg/mL extract load and 5.07 ng/mL in rat heart tissue extract based on a 6.7 mg/mL extract load.

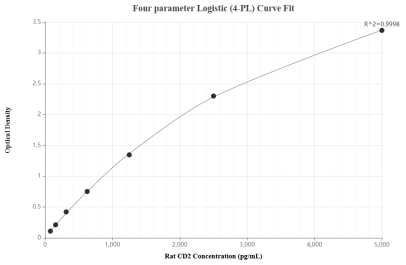

Sandwich ELISA standard curve of MP03707-1, Rat CD2 Recombinant Matched Antibody Pair - PBS only. 88874-8-PBS was coated to a plate as the capture antibody and incubated with serial dilutions of standard Eg9783. 88874-7-PBS was HRP conjugated as the detection antibody. Range: 78.1-5000 pg/mL

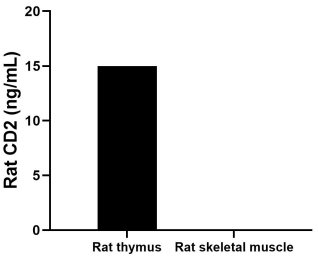

The mean CD2 concentration was determined to be 15.0 ng/mL in rat thymus tissue extract based on a 1.0 mg/mL extract load, rat skeletal muscle tissue extract were served as a negative control.

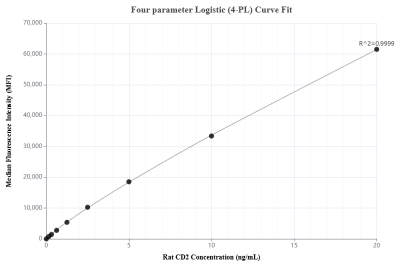

Cytometric bead array standard curve of MP03707-1, RAT CD2 Recombinant Matched Antibody Pair, PBS Only. Capture antibody: 88874-8-PBS. Detection antibody: 88874-7-PBS. Standard: Eg9783. Range: 0.156-20 ng/mL