

For Research Use Only

TRIP4 Recombinant monoclonal antibody

Catalog Number: 88025-1-RR



Basic Information

Catalog Number: 88025-1-RR	GenBank Accession Number: BC012448	Purification Method: Protein A purification
Source: Rabbit	GeneID (NCBI): 9325	CloneNo.: 260262F12
Isotype: IgG	UNIPROT ID: Q15650	Recommended Dilutions: WB: 1:5000-1:50000 IF/ICC: 1:50-1:500
Immunogen Catalog Number: AG2987	Full Name: thyroid hormone receptor interactor 4	
	Calculated MW: 581 aa, 66 kDa	
	Observed MW: 60-65 kDa	

Applications

Tested Applications: WB, IF/ICC, ELISA	Positive Controls:
Species Specificity: human, mouse, rat	WB : HeLa cells, HEK-293T cells, COLO 320 cells, Jurkat cells, NIH/3T3 cells, HSC-T6 cells
	IF/ICC : HeLa cells,

Background Information

Thyroid hormone receptor interactor 4 (TRIP4), other named ASC1, is a transcriptional coactivator that promote transcriptional efficiencies. It harbors an autonomous transactivation domain that contains a putative zinc finger motif, which serves as a binding site for nuclear receptors for thyroid, estrogen, all-trans-retinoic acid and RXR by interaction with SRC-1 or CBP/p300. There are two forms of ASC1 have been detected in mRNA level, isoform1(581aa, ~65kd) and isoform2(539aa, ~60kd)(12077347,12390891)

Storage

Storage:
Store at -20°C. Stable for one year after shipment.
Storage Buffer:
PBS with 0.02% sodium azide and 50% glycerol, pH7.3
Aliquoting is unnecessary for -20°C storage

For technical support and original validation data for this product please contact:


T: 4006900926

E: Proteintech-CN@ptglab.com

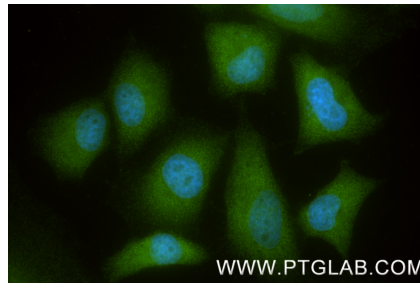
W: ptgcn.com

This product is exclusively available under Proteintech Group brand and is not available to purchase from any other manufacturer.

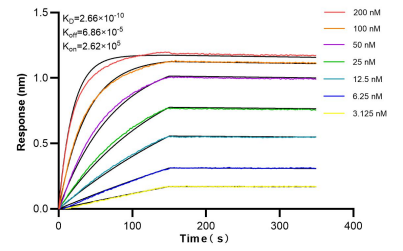
Selected Validation Data



Various lysates were subjected to SDS PAGE followed by western blot with 88025-1-RR (TRIP4 antibody) at dilution of 1:10000 incubated at room temperature for 1.5 hours.



Immunofluorescent analysis of (4% PFA) fixed HeLa cells using TRIP4 antibody (88025-1-RR, Clone: 260262F12) at dilution of 1:200 and CoraLite® 488-Conjugated Goat Anti-Rabbit IgG(H+L) (SA00013-2).



Biacore BLI kinetic assays of 88025-1-RR against Human TRIP4 were performed. The affinity constant is 0.266 nM.