

For Research Use Only

HNRNPH1 Recombinant monoclonal antibody, PBS Only (Capture)

Catalog Number: 88017-1-PBS



Basic Information

Catalog Number: 88017-1-PBS	GenBank Accession Number: BC001348	Purification Method: Protein A purification
Source: Rabbit	GeneID (NCBI): 3187	CloneNo.: 260181B8
Isotype: IgG	UNIPROT ID: P31943	
Immunogen Catalog Number: AG6506	Full Name: heterogeneous nuclear ribonucleoprotein H1 (H)	
	Calculated MW: 49 kDa	
	Observed MW: 49-50 kDa	

Applications

Tested Applications:
WB, IF/ICC, Cytometric bead array, Indirect ELISA

Species Specificity:
human, mouse, rat

Background Information

The heterogeneous nuclear ribonucleoprotein (hnRNP) complexes which provide the substrate for the processing events that pre-mRNAs undergo before becoming functional, translatable mRNAs in the cytoplasm. HNRNPH1 is one component of hnRNP complex and mediates pre-mRNA alternative splicing regulation [PMID:11003644]. Together with CUGBP1, it inhibits IR pre-mRNA exon 11 inclusion in myoblast [PMID: 16946708].

Storage

Storage:
Store at -80°C.
The product is shipped with ice packs. Upon receipt, store it immediately at -80°C

Storage Buffer:
PBS only, pH7.3

For technical support and original validation data for this product please contact:


T: 4006900926

E: Proteintech-CN@ptglab.com

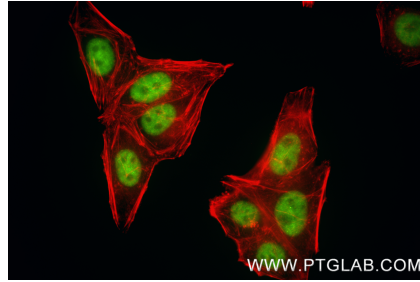
W: ptgcn.com

This product is exclusively available under Proteintech Group brand and is not available to purchase from any other manufacturer.

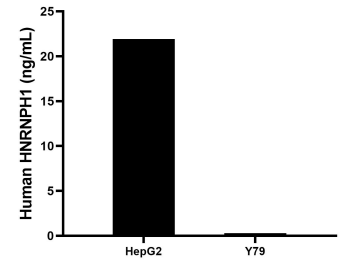
Selected Validation Data



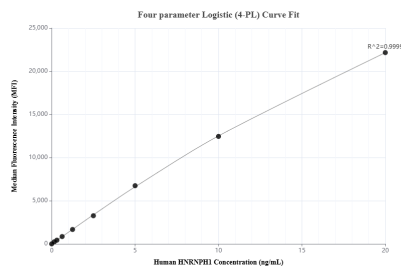
Various lysates were subjected to SDS PAGE followed by western blot with 88017-1-RR (HNRNP1 antibody) at dilution of 1:10000 incubated at room temperature for 1.5 hours. This data was developed using the same antibody clone with 88017-1-PBS in a different storage buffer formulation.



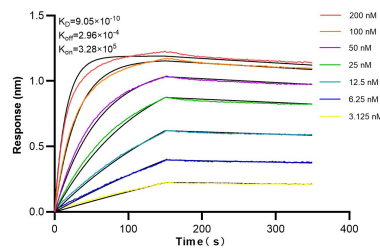
Immunofluorescent analysis of (4% PFA) fixed HepG2 cells using HNRNP1 antibody (88017-1-RR, Clone: 260181B8) at dilution of 1:1000 and CoraLite® 488-Conjugated Goat Anti-Rabbit IgG(H+L) (SA00013-2). This data was developed using the same antibody clone with 88017-1-PBS in a different storage buffer formulation.



The mean HNRNP1 concentration was determined to be 21.9 ng/mL in HepG2 cell extract based on a 1.2 mg/mL extract load, 0.3 ng/mL in Y79 cell extract based on a 1.1 mg/mL extract load.



Cytometric bead array standard curve of MP03314-1, HNRNP1 Recombinant Matched Antibody Pair, PBS Only. Capture antibody: 88017-1-PBS. Detection antibody: 88017-2-PBS. Standard: Ag6506. Range: 0.156-20 ng/mL



Biolayer interferometry (BLI) kinetic assays of 88017-1-RR against Human HNRNP1 were performed. The affinity constant is 0.905 nM.