

For Research Use Only

# BAI2 Recombinant monoclonal antibody, PBS Only (Detector)

Catalog Number:87965-2-PBS



## Basic Information

<b>Catalog Number:</b> 87965-2-PBS	<b>GenBank Accession Number:</b> NM_001364857.2	<b>Purification Method:</b> Protein A purification
<b>Source:</b> Rabbit	<b>GeneID (NCBI):</b> 576	<b>CloneNo.:</b> 260046F11
<b>Isotype:</b> IgG	<b>UNIPROT ID:</b> O60241-1	
<b>Immunogen Catalog Number:</b> EG7126	<b>Full Name:</b> brain-specific angiogenesis inhibitor 2	
	<b>Calculated MW:</b> 173 kDa	

## Applications

**Tested Applications:**  
Cytometric bead array, Indirect ELISA

**Species Specificity:**  
human

## Background Information

### Storage

**Storage:**  
Store at -80°C.  
**The product is shipped with ice packs. Upon receipt, store it immediately at -80°C**

**Storage Buffer:**  
PBS only, pH7.3

For technical support and original validation data for this product please contact:

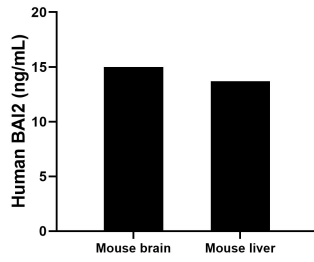
T: 4006900926

E: [Proteintech-CN@ptglab.com](mailto:Proteintech-CN@ptglab.com)

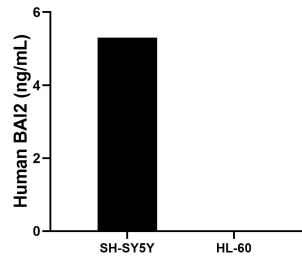
W: [ptgcn.com](http://ptgcn.com)

**This product is exclusively available under Proteintech Group brand and is not available to purchase from any other manufacturer.**

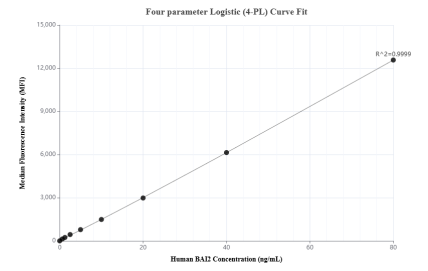
## Selected Validation Data



The mean BAI2 concentration was determined to be 15.0 ng/mL in mouse brain tissue extract based on a 1.0 mg/mL extract load, 13.7 ng/mL in mouse liver tissue extract based on a 1.0 mg/mL extract load.



The mean BAI2 concentration was determined to be 5.3 ng/mL in SH-SY5Y cell extract based on a 1.2 mg/mL extract load, HL-60 cell extract were served as a negative control.



Cytometric bead array standard curve of MP03303-1, BAI2 Recombinant Matched Antibody Pair, PBS Only. Capture antibody: 87965-1-PBS. Detection antibody: 87965-2-PBS. Standard: Eg7126. Range: 0.625-80 ng/mL.