

For Research Use Only

BAI2 Recombinant monoclonal antibody, PBS Only (Capture)

Catalog Number:87965-1-PBS



Basic Information

Catalog Number: 87965-1-PBS	GenBank Accession Number: NM_001364857.2	Purification Method: Protein A purification
Source: Rabbit	GeneID (NCBI): 576	CloneNo.: 260046B1
Isotype: IgG	UNIPROT ID: O60241-1	
Immunogen Catalog Number: EG7126	Full Name: brain-specific angiogenesis inhibitor 2	
	Calculated MW: 173 kDa	

Applications

Tested Applications:
Cytometric bead array, Indirect ELISA

Species Specificity:
human

Background Information

Storage

Storage:
Store at -80°C.
The product is shipped with ice packs. Upon receipt, store it immediately at -80°C

Storage Buffer:
PBS only, pH7.3

For technical support and original validation data for this product please contact:

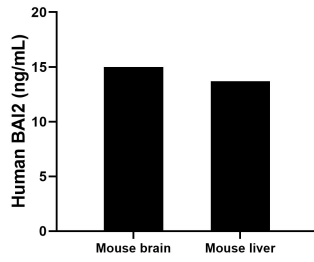
T: 4006900926

E: Proteintech-CN@ptglab.com

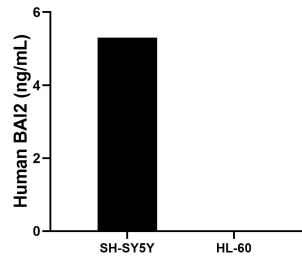
W: ptgcn.com

This product is exclusively available under Proteintech Group brand and is not available to purchase from any other manufacturer.

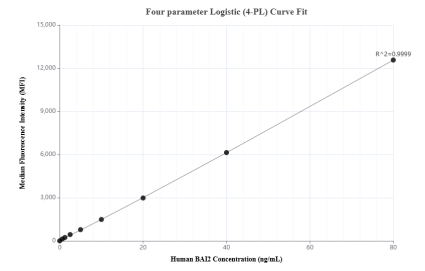
Selected Validation Data



The mean BAI2 concentration was determined to be 15.0 ng/mL in mouse brain tissue extract based on a 1.0 mg/mL extract load, 13.7 ng/mL in mouse liver tissue extract based on a 1.0 mg/mL extract load.



The mean BAI2 concentration was determined to be 5.3 ng/mL in SH-SY5Y cell extract based on a 1.2 mg/mL extract load, HL-60 cell extract were served as a negative control.



Cytometric bead array standard curve of MP03303-1, BAI2 Recombinant Matched Antibody Pair, PBS Only. Capture antibody: 87965-1-PBS. Detection antibody: 87965-2-PBS. Standard: Eg7126. Range: 0.625-80 ng/mL.