

For Research Use Only

Galectin-7 Recombinant monoclonal antibody, PBS Only

Catalog Number: 87943-1-PBS



Basic Information

Catalog Number: 87943-1-PBS	GenBank Accession Number: NM_002307	Purification Method: Protein A purification
Source: Rabbit	GeneID (NCBI): 3963	CloneNo.: 260029G6
Isotype: IgG	UNIPROT ID: P47929	
Immunogen Catalog Number: EG7637	Full Name: lectin, galactoside-binding, soluble, 7	
	Calculated MW: 15 kDa	
	Observed MW: 15 kDa	

Applications

Tested Applications:
WB, IP, Indirect ELISA

Species Specificity:
human, mouse, rat

Background Information

Galectins are a family of animal lectins defined by shared characteristic amino-acid sequences and affinity for β -galactose-containing oligosaccharides (PMID: 8063692). Galectin-7 contains one carbohydrate recognition domain (CRD) and is biologically active as a monomer. It is mainly expressed in stratified epithelium, especially in epidermis. Alterations of galectin-7 expression during cancer progression have been reported. Galectin-7 is involved in epithelial differentiation and development and may have a role in tumour development (PMID: 16429325).

Storage

Storage:
Store at -80°C .
The product is shipped with ice packs. Upon receipt, store it immediately at -80°C

Storage Buffer:
PBS only, pH7.3

For technical support and original validation data for this product please contact:

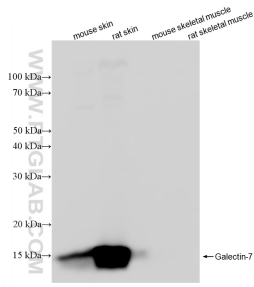
T: 4006900926

E: Proteintech-CN@ptglab.com

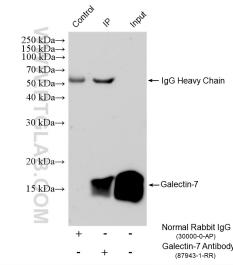
W: ptgcn.com

This product is exclusively available under Proteintech Group brand and is not available to purchase from any other manufacturer.

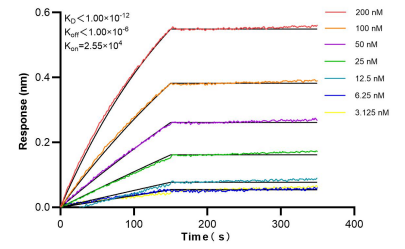
Selected Validation Data



Various lysates were subjected to SDS PAGE followed by western blot with 87943-1-RR (Galectin-7 antibody) at dilution of 1:5000 incubated at room temperature for 1.5 hours. This data was developed using the same antibody clone with 87943-1-PBS in a different storage buffer formulation.



IP result of anti-Galectin-7 (IP:87943-1-RR, 4ug; Detection:87943-1-RR 1:2000) with rat skin tissue lysate 880 ug. This data was developed using the same antibody clone with 87943-1-PBS in a different storage buffer formulation.



Biolayer interferometry (BLI) kinetic assays of 87943-1-RR against Human Galectin-7 were performed. The affinity constant is below 1 pM.