

For Research Use Only

Mouse Interferon alpha/beta receptor 2 Recombinant monoclonal antibody, PBS Only (Detector)



Catalog Number: 87764-1-PBS

Basic Information

Catalog Number: 87764-1-PBS	GenBank Accession Number: NM_010509	Purification Method: Protein A purification
Source: Rabbit	GeneID (NCBI): 15976	CloneNo.: 252155E7
Isotype: IgG	UNIPROT ID: O35664-1	
Immunogen Catalog Number: EG6269	Full Name: interferon (alpha and beta) receptor 2	
	Calculated MW: 57 kDa	

Applications

Tested Applications:
Cytometric bead array, Sandwich ELISA, Indirect ELISA

Species Specificity:
mouse

Background Information

Storage

Storage:
Store at -80°C.
The product is shipped with ice packs. Upon receipt, store it immediately at -80°C

Storage Buffer:
PBS only, pH7.3

For technical support and original validation data for this product please contact:

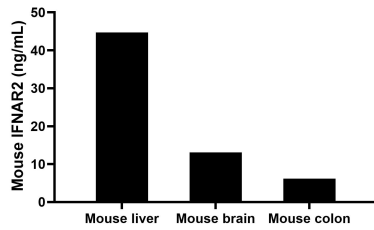
T: 4006900926

E: Proteintech-CN@ptglab.com

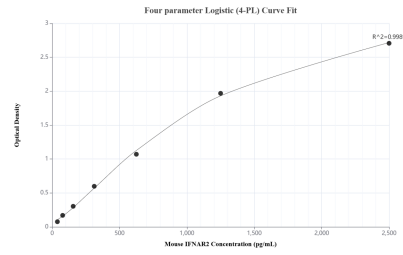
W: ptgcn.com

This product is exclusively available under Proteintech Group brand and is not available to purchase from any other manufacturer.

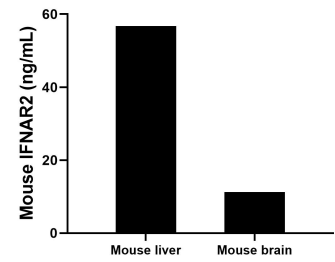
Selected Validation Data



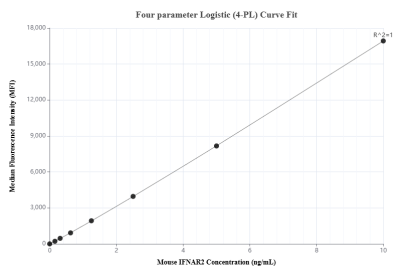
The mean IFNAR2 concentration was determined to be 44.7 ng/mL in mouse liver extract based on a 8.4 mg/mL extract load, 13.1 ng/mL in mouse brain extract based on a 6.3 mg/mL extract load and 6.2 ng/mL in mouse colon extract based on a 4.9 mg/mL extract load.



Sandwich ELISA standard curve of MP03193-1, Mouse IFNAR2 Recombinant Matched Antibody Pair - PBS only. 87764-2-PBS was coated to a plate as the capture antibody and incubated with serial dilutions of standard Eg6269. 87764-1-PBS was HRP conjugated as the detection antibody. Range: 39.1-2500 pg/mL



The mean IFNAR2 concentration was determined to be 56.7 ng/mL in mouse liver tissue extract based on a 8.4 mg/mL extract load, 11.3 ng/mL in mouse brain tissue extract based on a 6.3 mg/mL extract load.



Cytometric bead array standard curve of MP03193-1, MOUSE IFNAR2 Recombinant Matched Antibody Pair, PBS Only. Capture antibody: 87764-2-PBS. Detection antibody: 87764-1-PBS. Standard: Eg6269. Range: 0.156-10 ng/mL