

For Research Use Only

FST Recombinant monoclonal antibody, PBS Only (Capture)

Catalog Number: 87548-3-PBS



Basic Information

Catalog Number:

87548-3-PBS

Source:

Rabbit

Isotype:

IgG

Immunogen Catalog Number:

EG2981

GenBank Accession Number:

NM_013409.3

GeneID (NCBI):

10468

UNIPROT ID:

P19883-1

Full Name:

follicle-stimulating hormone receptor 1

Calculated MW:

38 kDa

Purification Method:

Protein A purification

CloneNo.:

252591H1

Applications

Tested Applications:

Sandwich ELISA, Indirect ELISA

Species Specificity:

human

Background Information

Storage

Storage:

Store at -80°C.

The product is shipped with ice packs. Upon receipt, store it immediately at -80°C

Storage Buffer:

PBS only, pH7.3

For technical support and original validation data for this product please contact:

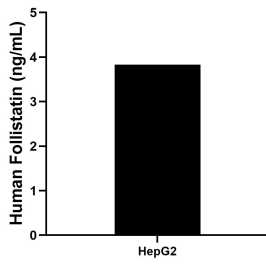
T: 4006900926

E: Proteintech-CN@ptglab.com

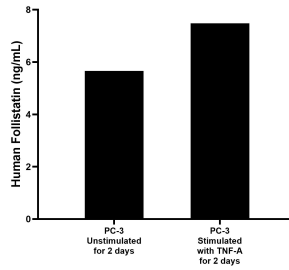
W: ptgcn.com

This product is exclusively available under Proteintech Group brand and is not available to purchase from any other manufacturer.

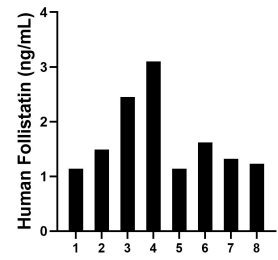
Selected Validation Data



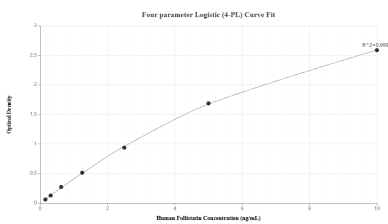
HepG2 (human hepatocellular carcinoma cells) were cultured in DMEM supplemented with 10% fetal bovine serum, 2.5 mM L-glutamine, 100 U/mL penicillin, and 100 μ g/mL streptomycin sulfate. An aliquot of the cell culture supernate was removed, assayed for human Follistatin, and measured 3.83 ng/mL.



PC-3 cells were cultured unstimulated or stimulated with 10 ng/mL TNF-A for 2 days. The mean Follistatin concentration was determined to be 5.66 ng/mL in unstimulated cell culture supernatant, 7.48 ng/mL in stimulated cell culture supernatant.



Plasma of eight individual healthy human donors was measured. The human Follistatin concentration of detected samples was determined to be 1.69 ng/mL with a range of 1.14 - 3.10 ng/mL.



Sandwich ELISA standard curve of MP03168-1, Human Follistatin Recombinant Matched Antibody Pair - PBS only. 87548-3-PBS was coated to a plate as the capture antibody and incubated with serial dilutions of standard Eg2981. 87548-2-PBS was HRP conjugated as the detection antibody. Range: 0.156-10 ng/mL