

For Research Use Only

# NPLOC4 Recombinant monoclonal antibody, PBS Only (Detector)

Catalog Number: 87535-2-PBS



## Basic Information

<b>Catalog Number:</b> 87535-2-PBS	<b>GenBank Accession Number:</b> BC025930	<b>Purification Method:</b> Protein A purification
<b>Source:</b> Rabbit	<b>GeneID (NCBI):</b> 55666	<b>CloneNo.:</b> 252885D11
<b>Isotype:</b> IgG	<b>UNIPROT ID:</b> Q8TAT6	
<b>Immunogen Catalog Number:</b> AG2219	<b>Full Name:</b> nuclear protein localization 4 homolog (S. cerevisiae)	
	<b>Calculated MW:</b> 608 aa, 68 kDa	

## Applications

**Tested Applications:**  
Cytometric bead array, Indirect ELISA

**Species Specificity:**  
human

## Background Information

### Storage

**Storage:**  
Store at -80°C.  
**The product is shipped with ice packs. Upon receipt, store it immediately at -80°C**

**Storage Buffer:**  
PBS only, pH7.3

For technical support and original validation data for this product please contact:

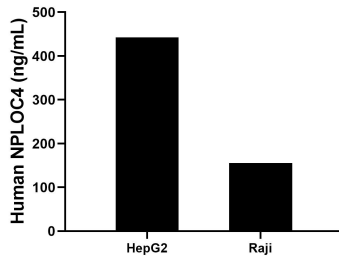
T: 4006900926

E: [Proteintech-CN@ptglab.com](mailto:Proteintech-CN@ptglab.com)

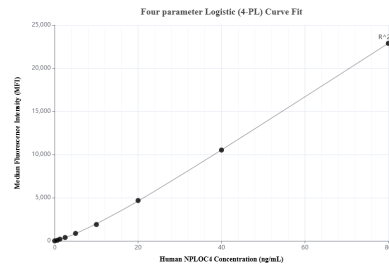
W: [ptgcn.com](http://ptgcn.com)

**This product is exclusively available under Proteintech Group brand and is not available to purchase from any other manufacturer.**

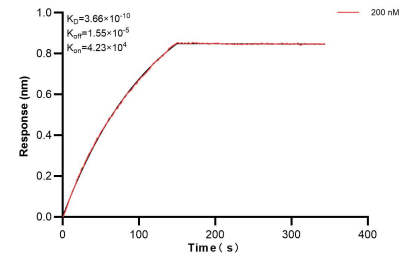
## Selected Validation Data



The mean NPLOC4 concentration was determined to be 442.3 ng/mL in HepG2 cell extract based on a 1.2 mg/mL extract load, 155.9 ng/mL in Raji cell extract based on a 1.2 mg/mL extract load.



Cytometric bead array standard curve of MP03084-1, NPLOC4 Recombinant Matched Antibody Pair, PBS Only. Capture antibody: 87535-3-PBS. Detection antibody: 87535-2-PBS. Standard: Ag2219. Range: 0.625-80 ng/mL.



Bi-layer interferometry (BLI) kinetic assay of 87535-2-PBS against Human NPLOC4 was performed. The affinity constant is 0.366 nM.