

For Research Use Only

# CD18 Recombinant monoclonal antibody

Catalog Number: 87481-2-RR



## Basic Information

|   |   |  |
|---|---|--|
| <b>Catalog Number:</b><br>87481-2-RR        | <b>GenBank Accession Number:</b><br>GeneID (NCBI):<br>16414 | <b>Purification Method:</b><br>Protein A purification                    |
| <b>Source:</b><br>Rabbit                    | <b>Full Name:</b><br>integrin beta 2                        | <b>CloneNo.:</b><br>252753A4   |
| <b>Isotype:</b><br>IgG                      | <b>Observed MW:</b><br>85-90 kDa                            | <b>Recommended Dilutions:</b><br>WB: 1:5000-1:50000<br>IHC: 1:500-1:2000 |
| <b>Immunogen Catalog Number:</b><br>EG10459 |   |  |

## Applications

**Tested Applications:**  
WB, IHC, ELISA

**Species Specificity:**  
mouse

**Note-IHC: suggested antigen retrieval with TE buffer pH 9.0; (\*) Alternatively, antigen retrieval may be performed with citrate buffer pH 6.0**

**Positive Controls:**

**WB :** A20 cells, RAW 264.7 cells, mouse spleen tissue, mouse thymus tissue

**IHC :** mouse spleen tissue,

## Background Information

CD18, also known as integrin beta-2, is a transmembrane protein that forms heterodimers with CD11a, CD11b, CD11c, CD11d (PMID: 1968349). CD11a/CD18 (LFA-1) is expressed by all leukocytes, while CD11b/CD18 (Mac-1) and CD11c/CD18 (p150,95) are normally restricted to expression on monocytes, macrophages, polymorphonuclear lymphocytes (PMNs), and natural killer cells (PMID: 1968349; 3109455; 10946284). CD18 plays an important role in mediating cell adhesion during the immune response, and defects of CD18 cause leukocyte adhesion deficiency (PMID: 3594570).

## Storage

**Storage:**

Store at -20°C. Stable for one year after shipment.

**Storage Buffer:**

PBS with 0.02% sodium azide and 50% glycerol, pH7.3

Aliquoting is unnecessary for -20°C storage

For technical support and original validation data for this product please contact:

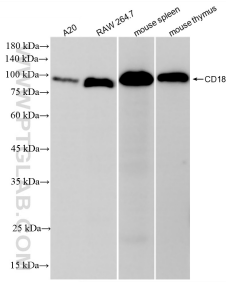
T: 4006900926

E: Proteintech-CN@ptglab.com

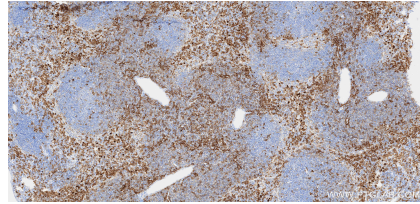
W: ptgcn.com

**This product is exclusively available under Proteintech Group brand and is not available to purchase from any other manufacturer.**

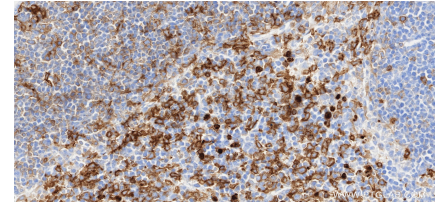
## Selected Validation Data



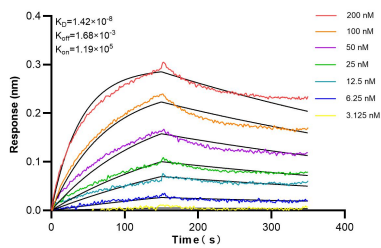
Various lysates were subjected to SDS PAGE followed by western blot with 87481-2-RR (ITB2 antibody) at dilution of 1:10000 incubated at room temperature for 1.5 hours.



Immunohistochemical analysis of paraffin-embedded mouse spleen tissue slide using 87481-2-RR (CD18 antibody) at dilution of 1:1000 (under 10x lens). Heat mediated antigen retrieval with Tris-EDTA buffer (pH 9.0).



Immunohistochemical analysis of paraffin-embedded mouse spleen tissue slide using 87481-2-RR (CD18 antibody) at dilution of 1:1000 (under 40x lens). Heat mediated antigen retrieval with Tris-EDTA buffer (pH 9.0).



Biolayer interferometry (BLI) kinetic assays of 87481-2-RR against Mouse CD18 were performed. The affinity constant is 14.2 nM.