

For Research Use Only

DSG2 Recombinant monoclonal antibody, PBS Only

Catalog Number:87426-1-PBS



Basic Information

Catalog Number: 87426-1-PBS	GenBank Accession Number: NM_001943.4	Purification Method: Protein A purification
Source: Rabbit	GeneID (NCBI): 1829	CloneNo.: 251405G8
Isotype: IgG	UNIPROT ID: Q14126	
Immunogen Catalog Number: EG6509	Full Name: desmoglein 2	
	Calculated MW: 122 kDa	
	Observed MW: 150 kDa	

Applications

Tested Applications:
WB, IF/ICC, Indirect ELISA

Species Specificity:
human

Background Information

Desmosomes are cell-cell junctions between epithelial, myocardial, and certain other cell types. Desmosomal cadherins, consisting of four desmogleins (DSG1-4) and three desmocollins (DSC1-3) in humans, mediate adhesion through calcium-dependent homophilic/heterophilic interactions. DSG2 is a single-pass transmembrane glycoprotein that is widely expressed in epithelial and non-epithelial tissues, such as the intestine, epidermis, testis, and heart (PMID:21715983). Defects in DSG2 are the cause of familial arrhythmogenic right ventricular dysplasia type 10 (ARVD10), and genetic variations in DSG2 are the cause of susceptibility to cardiomyopathy dilated type 1BB (CMD1BB).

Storage

Storage:
Store at -80°C.
The product is shipped with ice packs. Upon receipt, store it immediately at -80°C

Storage Buffer:
PBS only, pH7.3

For technical support and original validation data for this product please contact:

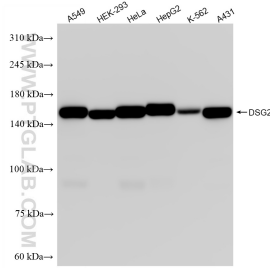
T: 4006900926

E: Proteintech-CN@ptglab.com

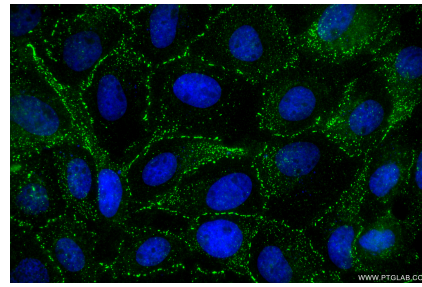
W: ptgcn.com

This product is exclusively available under Proteintech Group brand and is not available to purchase from any other manufacturer.

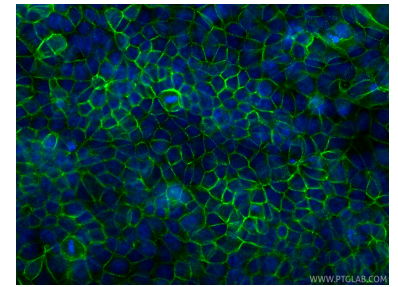
Selected Validation Data



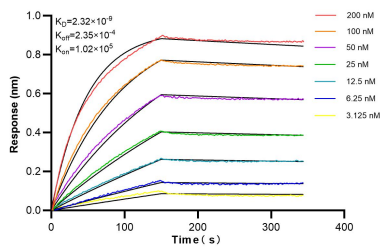
Various lysates were subjected to SDS PAGE followed by western blot with 87426-1-RR (DSG2 antibody) at dilution of 1:10000 incubated at room temperature for 1.5 hours. This data was developed using the same antibody clone with 87426-1-PBS in a different storage buffer formulation.



Immunofluorescent analysis of (4% PFA) fixed A431 cells using DSG2 antibody (87426-1-RR, Clone: 251405G8) at dilution of 1:500 and CoraLite® 488-Conjugated Goat Anti-Rabbit IgG(H+L) (SA00013-2). This data was developed using the same antibody clone with 87426-1-PBS in a different storage buffer formulation.



Immunofluorescent analysis of (-20°C Methanol) fixed MCF-7 cells using DSG2 antibody (87426-1-RR, Clone: 251405G8) at dilution of 1:400 and CoraLite® 488-Conjugated Goat Anti-Rabbit IgG(H+L) (SA00013-2). This data was developed using the same antibody clone with 87426-1-PBS in a different storage buffer formulation.



Biacore BLI kinetic assays of 87426-1-RR against Human DSG2 were performed. The affinity constant is 2.32 nM.