

For Research Use Only

Mouse HVEM/TNFRSF14 Recombinant monoclonal antibody, PBS Only (Detector)



Catalog Number: 87402-1-PBS

Basic Information

Catalog Number: 87402-1-PBS	GenBank Accession Number: NM_178931.2	Purification Method: Protein A purification
Source: Rabbit	GeneID (NCBI): 230979	CloneNo.: 252718C4
Isotype: IgG	UNIPROT ID: Q80WM9	
Immunogen Catalog Number: EG3145	Full Name: tumor necrosis factor receptor superfamily, member 14 (herpesvirus entry mediator)	
	Calculated MW: 30 kDa	
	Observed MW: 30-40 kDa	

Applications

Tested Applications:
WB, Sandwich ELISA, Indirect ELISA

Species Specificity:
mouse

Background Information

The mammalian tumor necrosis factor receptor (TNFR) family consists of 10 cell-surface proteins that regulate development and homeostasis of the immune system. Member 14 of TNFR (TNFRSF14, also named as TR2, ATAR, HVEA, HVEM, LIGHTR) was also identified as a mediator of herpesvirus entry into mammalian cells. The cytoplasmic region of TNFRSF14 bound to several members of the TNFR-associated factor (TRAF) family, namely TRAF1, TRAF2, TRAF3, and TRAF5.

Storage

Storage:
Store at -80°C.
The product is shipped with ice packs. Upon receipt, store it immediately at -80°C

Storage Buffer:
PBS only, pH7.3

For technical support and original validation data for this product please contact:

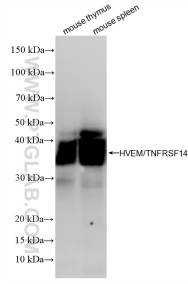
T: 4006900926

E: Proteintech-CN@ptglab.com

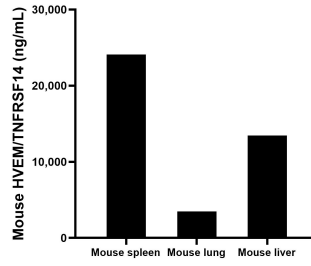
W: ptgcn.com

This product is exclusively available under Proteintech Group brand and is not available to purchase from any other manufacturer.

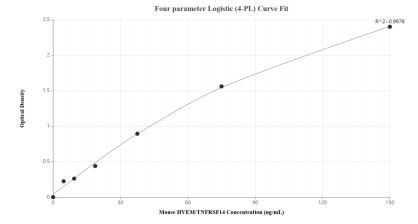
Selected Validation Data



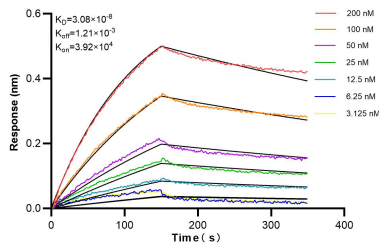
Various lysates were subjected to SDS PAGE followed by western blot with 87402-1-RR (Tnfrsf14 antibody) at dilution of 1:10000 incubated at room temperature for 1.5 hours. This data was developed using the same antibody clone with 87402-1-PBS in a different storage buffer formulation.



The mean HVEM/TNFRSF14 concentration was determined to be 24,080.87 ng/mL in mouse spleen tissue extract based on a 6.40 mg/mL extract load, 3,492.44 ng/mL in mouse lung tissue extract based on a 5.00 mg/mL extract load and 13,470.89 ng/mL in mouse liver tissue extract based on a 8.40 mg/mL extract load.



Sandwich ELISA standard curve of MP03187-1, Mouse HVEM/TNFRSF14 Recombinant Matched Antibody Pair - PBS only. 87402-2-PBS was coated to a plate as the capture antibody and incubated with serial dilutions of standard Eg3145. 87402-1-PBS was HRP conjugated as the detection antibody. Range: 4.69-150 ng/mL



Biolayer interferometry (BLI) kinetic assays of 87402-1-RR against Mouse Tnfrsf14 were performed. The affinity constant is 30.8 nM.