

For Research Use Only

ARPC1B Recombinant monoclonal antibody, PBS Only (Detector)

Catalog Number:87393-3-PBS



Basic Information

Catalog Number: 87393-3-PBS	GenBank Accession Number: BC007555	Purification Method: Protein A purification
Source: Rabbit	GeneID (NCBI): 10095	CloneNo.: 252807E4
Isotype: IgG	UNIPROT ID: O15143	
Immunogen Catalog Number: AG29001	Full Name: actin related protein 2/3 complex, subunit 1B, 41kDa	
	Calculated MW: 41 kDa	

Applications

Tested Applications:
Cytometric bead array, Indirect ELISA

Species Specificity:
human

Background Information

Storage

Storage:
Store at -80°C.
The product is shipped with ice packs. Upon receipt, store it immediately at -80°C

Storage Buffer:
PBS only, pH7.3

For technical support and original validation data for this product please contact:

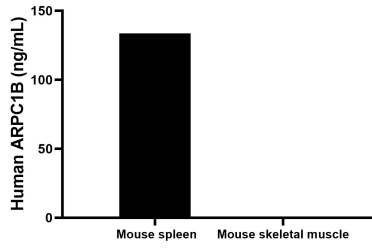
T: 4006900926

E: Proteintech-CN@ptglab.com

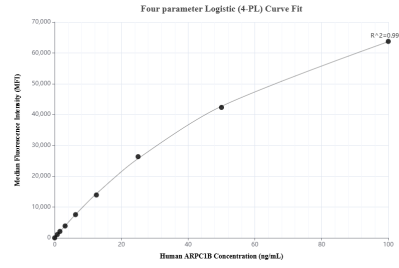
W: ptgcn.com

This product is exclusively available under Proteintech Group brand and is not available to purchase from any other manufacturer.

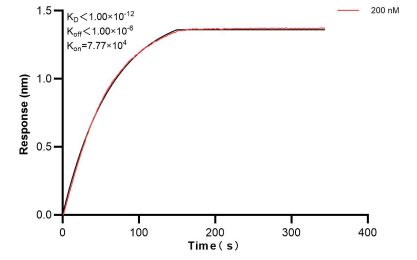
Selected Validation Data



The mean ARPC1B concentration was determined to be 133.6 ng/mL in Mouse spleen tissue extract based on a 6.4 mg/mL extract load, Mouse skeletal muscle tissue extract were served as a negative control.



Cytometric bead array standard curve of MP02990-1, ARPC1B Recombinant Matched Antibody Pair, PBS Only. Capture antibody: 87393-1-PBS. Detection antibody: 87393-3-PBS. Standard: Ag29001. Range: 0.781-100 ng/mL



Bi-layer interferometry (BLI) kinetic assay of 87393-3-PBS against Human ARPC1B was performed. The affinity constant is below 1 pM.