

For Research Use Only

TRIM16 Recombinant monoclonal antibody

Catalog Number: 87377-3-RR



Basic Information

Catalog Number: 87377-3-RR	GenBank Accession Number: BC015674	Purification Method: Protein A purification
Source: Rabbit	GeneID (NCBI): 10626	CloneNo.: 252519D5
Isotype: IgG	UNIPROT ID: O95361	Recommended Dilutions: WB: 1:5000-1:50000 IF/ICC: 1:50-1:500
Immunogen Catalog Number: AG21406	Full Name: tripartite motif-containing 16	
	Calculated MW: 64 kDa	
	Observed MW: 64 kDa	

Applications

Tested Applications: WB, IF/ICC, ELISA	Positive Controls: WB : HeLa cells, A549 cells, HaCaT cells IF/ICC : HeLa cells, A549 cells
Species Specificity: human	

Background Information

TRIM16 (tripartite motif-containing protein 16) is an E3 ubiquitin ligase belonging to the tripartite motif (TRIM) protein family, mediates the ubiquitination of its target proteins and tags them for degradation. TRIM16 controls ubiquitination of damaged compartments and regulates the core autophagy regulators ULK1, Beclin 1, and ATG16L1, which confer localized autophagic sequestration of damaged lysosomes (PMID: 27693506, 22629402). TRIM16 overexpression also enhances retinoid-induced differentiation, reduces neuroblastoma cell growth, migration, and significantly reduces tumorigenicity in vivo (PMID: 36504902). Ramos is the negative control.

Storage

Storage:
Store at -20°C. Stable for one year after shipment.
Storage Buffer:
PBS with 0.02% sodium azide and 50% glycerol, pH7.3
Aliquoting is unnecessary for -20°C storage

For technical support and original validation data for this product please contact:

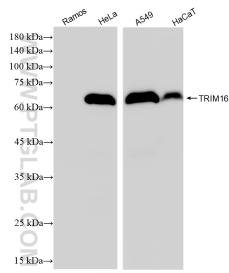
T: 4006900926

E: Proteintech-CN@ptglab.com

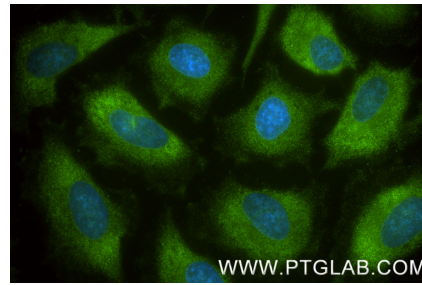
W: ptgcn.com

This product is exclusively available under Proteintech Group brand and is not available to purchase from any other manufacturer.

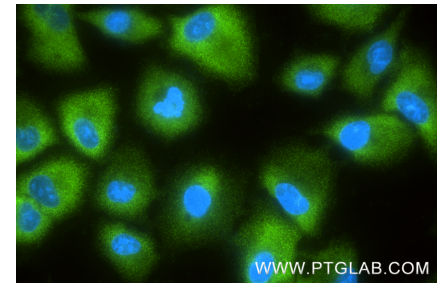
Selected Validation Data



Various lysates were subjected to SDS PAGE followed by western blot with 87377-3-RR (TRIM16 antibody) at dilution of 1:10000 incubated at room temperature for 1.5 hours.



Immunofluorescent analysis of (-20°C Methanol) fixed HeLa cells using TRIM16 antibody (87377-3-RR, Clone: 252519D5) at dilution of 1:200 and CoraLite® 488-Conjugated Goat Anti-Rabbit IgG(H+L) (SA00013-2).



Immunofluorescent analysis of (-20°C Ethanol) fixed A549 cells using TRIM16 antibody (87377-3-RR, Clone: 252519D5) at dilution of 1:400 and CoraLite® 488-Conjugated Goat Anti-Rabbit IgG(H+L) (SA00013-2).