

For Research Use Only

# MPDZ/MUPP1 Recombinant monoclonal antibody, PBS Only

Catalog Number: 87358-1-PBS



## Basic Information

<b>Catalog Number:</b> 87358-1-PBS	<b>GenBank Accession Number:</b> NM_001330637.1	<b>Purification Method:</b> Protein A purification
<b>Source:</b> Rabbit	<b>GeneID (NCBI):</b> 8777	<b>CloneNo.:</b> 252585G2
<b>Isotype:</b> IgG	<b>UNIPROT ID:</b> O75970-1	
<b>Immunogen Catalog Number:</b> EG5584	<b>Full Name:</b> multiple PDZ domain protein	
	<b>Calculated MW:</b> 222 kDa	
	<b>Observed MW:</b> 250-280 kDa	

## Applications

**Tested Applications:**  
WB, Indirect ELISA

**Species Specificity:**  
human

## Background Information

The PDZ domain is a protein motif that mediates protein-protein interactions. MUPP1(multi-PDZ domain protein-1) has 13 PDZ domains, each containing the structural characteristics of a prototypic PDZ motif, but lacks a catalytic domain. MUPP1 belongs to the PDZ domain protein family and is a structural homologant of PATJ (PALS1-associated tight-linking protein) (PMID: 23880463). MUPP1 is a scaffold protein and plays an important role in cytoskeletal organization, cell polarity, and cell proliferation(PMID: 25662616). Mutations in MUPP1 are associated with congenital hydrocephalus(PMID: 23240096).

## Storage

**Storage:**  
Store at -80°C.  
**The product is shipped with ice packs. Upon receipt, store it immediately at -80°C**

**Storage Buffer:**  
PBS only, pH7.3

For technical support and original validation data for this product please contact:

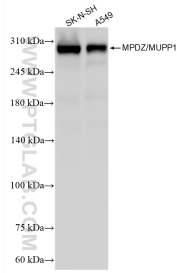
T: 4006900926

E: [Proteintech-CN@ptglab.com](mailto:Proteintech-CN@ptglab.com)

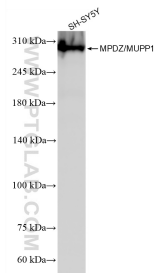
W: [ptgcn.com](http://ptgcn.com)

**This product is exclusively available under Proteintech Group brand and is not available to purchase from any other manufacturer.**

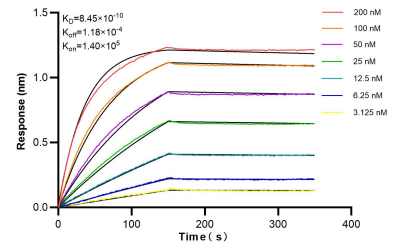
## Selected Validation Data



Various lysates were subjected to SDS PAGE followed by western blot with 87358-1-RR (MPDZ/MUFP1 antibody) at dilution of 1:10000 incubated at room temperature for 1.5 hours. This data was developed using the same antibody clone with 87358-1-PBS in a different storage buffer formulation.



SH-SY5Y cells were subjected to SDS PAGE followed by western blot with 87358-1-RR (MPDZ/MUFP1 antibody) at dilution of 1:10000 incubated at room temperature for 1.5 hours. This data was developed using the same antibody clone with 87358-1-PBS in a different storage buffer formulation.



Bilayer interferometry (BLI) kinetic assays of 87358-1-RR against Human MPDZ/MUFP1 were performed. The affinity constant is 0.845 nM.