

For Research Use Only

PICALM Recombinant monoclonal antibody

Catalog Number: 87344-1-RR



Basic Information

Catalog Number: 87344-1-RR	GenBank Accession Number: NM_007166.3	Purification Method: Protein A purification
Source: Rabbit	GeneID (NCBI): 8301	CloneNo.: 252594812
Isotype: IgG	UNIPROT ID: Q13492-1	Recommended Dilutions: WB: 1:5000-1:50000 IF/ICC: 1:250-1:1000
Immunogen Catalog Number: EG5966	Full Name: phosphatidylinositol binding clathrin assembly protein	
	Calculated MW: 71 kDa	
	Observed MW: 60-70 kDa	

Applications

Tested Applications: WB, IF/ICC, ELISA	Positive Controls:
Species Specificity: human, mouse	WB: K-562 cells, HeLa cells, Caco-2 cells, PC-3 cells, HepG2 cells, NIH/3T3 cells
	IF/ICC: K-562 cells,

Background Information

PICALM (Phosphatidyl Inositol Clathrin Assembly Lymphoid Myeloid protein) is a ubiquitously expressed protein that plays a role in clathrin-mediated endocytosis. PICALM also affects the internalization and trafficking of SNAREs and modulates macroautophagy. PICALM is a highly validated genetic risk factor for Alzheimer's disease (AD). The long isoform of human PICALM has 22 exons (encoding PICALML), while the short isoform lacks exon 14 (encoding PICALMS). (PMID: 33397371, PMID: 26075887, PMID: 26005850)

Storage

Storage:
Store at -20°C. Stable for one year after shipment.

Storage Buffer:
PBS with 0.02% sodium azide and 50% glycerol, pH7.3

Aliquoting is unnecessary for -20°C storage

For technical support and original validation data for this product please contact:

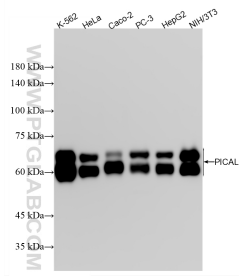
T: 4006900926

E: Proteintech-CN@ptglab.com

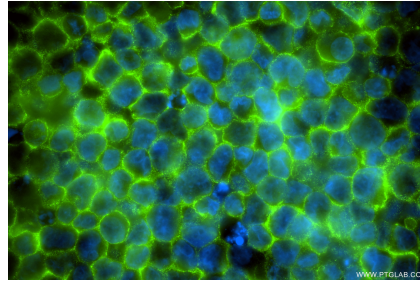
W: ptgcn.com

This product is exclusively available under Proteintech Group brand and is not available to purchase from any other manufacturer.

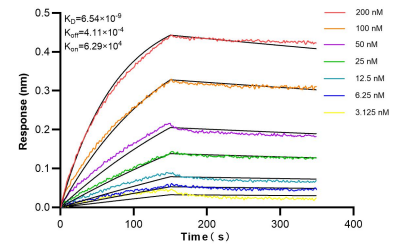
Selected Validation Data



Various lysates were subjected to SDS PAGE followed by western blot with 87344-1-RR (PICALM antibody) at dilution of 1:10000 incubated at room temperature for 1.5 hours.



Immunofluorescent analysis of (4% PFA) fixed K-562 cells using PICALM antibody (87344-1-RR, Clone: 252594B12) at dilution of 1:500 and CoraLite® 488-Conjugated Goat Anti-Rabbit IgG(H+L) (SA00013-2).



Biolayer interferometry (BLI) kinetic assays of 87344-1-RR against Human PICALM were performed. The affinity constant is 6.54 nM.