

For Research Use Only

PICALM Recombinant monoclonal antibody, PBS Only

Catalog Number: 87344-1-PBS



Basic Information

Catalog Number: 87344-1-PBS	GenBank Accession Number: NM_007166.3	Purification Method: Protein A purification
Source: Rabbit	GeneID (NCBI): 8301	CloneNo.: 252594B12
Isotype: IgG	UNIPROT ID: Q13492-1	
Immunogen Catalog Number: EG5966	Full Name: phosphatidylinositol binding clathrin assembly protein	
	Calculated MW: 71 kDa	
	Observed MW: 60-70 kDa	

Applications

Tested Applications:
WB, IF/ICC, Indirect ELISA

Species Specificity:
human, mouse

Background Information

PICALM (Phosphatidyl Inositol Clathrin Assembly Lymphoid Myeloid protein) is a ubiquitously expressed protein that plays a role in clathrin-mediated endocytosis. PICALM also affects the internalization and trafficking of SNAREs and modulates macroautophagy. PICALM is a highly validated genetic risk factor for Alzheimer's disease (AD). The long isoform of human PICALM has 22 exons (encoding PICALML), while the short isoform lacks exon 14 (encoding PICALMS). (PMID: 33397371, PMID: 26075887, PMID: 26005850)

Storage

Storage:
Store at -80°C.
The product is shipped with ice packs. Upon receipt, store it immediately at -80°C

Storage Buffer:
PBS only, pH7.3

For technical support and original validation data for this product please contact:

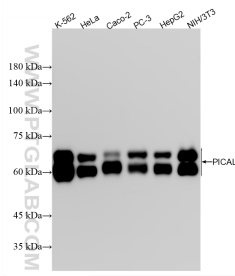
T: 4006900926

E: Proteintech-CN@ptglab.com

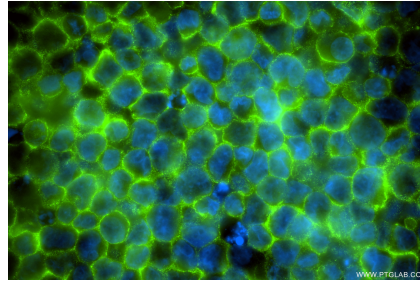
W: ptgcn.com

This product is exclusively available under Proteintech Group brand and is not available to purchase from any other manufacturer.

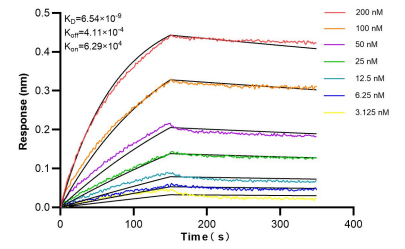
Selected Validation Data



Various lysates were subjected to SDS PAGE followed by western blot with 87344-1-RR (PICALM antibody) at dilution of 1:10000 incubated at room temperature for 1.5 hours. This data was developed using the same antibody clone with 87344-1-PBS in a different storage buffer formulation.



Immunofluorescent analysis of (4% PFA) fixed K-562 cells using PICALM antibody (87344-1-RR, Clone: 252594B12) at dilution of 1:500 and CoraLite® 488-Conjugated Goat Anti-Rabbit IgG(H+L) (SA00013-2). This data was developed using the same antibody clone with 87344-1-PBS in a different storage buffer formulation.



Biolayer interferometry (BLI) kinetic assays of 87344-1-RR against Human PICALM were performed. The affinity constant is 6.54 nM.