For Research Use Only

CYR61/CCN1 Recombinant monoclonal antibody

Catalog Number:87201-1-RR

proteintech®
Antibodies | ELISA kits | Proteins
www.ptglab.com

Basic Information

Catalog Number:
87201-1-RR

Source:
Rabbit

Isotype:
IgG

Immunogen Catalog Number:
EG2757

GenBank Accession Number:
NM_010516.2

GeneID (NCBI):
16007

UNIPROT ID:
P18406

Full Name:
cysteine rich protein 61

Calculated MW:
41 kDa

Observed MW:
42 kDa

Purification Method:
Protein A purification

CloneNo.:
252157B1

Recommended Dilutions:
WB: 1:5000-1:50000

Applications

Tested Applications:
WB, ELISA

Species Specificity:
mouse

Positive Controls:

WB : NIH/3T3 cells, Neuro-2a cells, Recombinant protein, mouse lung tissue

Background Information

CYR61 is a member of the CYR61/CTGF/NOV (CCN) protein family. CYR61 participated in cell mitogenesis, cellular adhesion, migration, differentiation, angiogenesis, and survival. Cyr61 is especially associated with diseases related to chronic inflammation, including RA, Crohn's disease and ulcerative colitis. CYR61 may serve essential roles as either an oncogene or a tumor suppressor, depending on the cancer cell type. CYR61 also induces angiogenesis, which supplies oxygen and nutrients to tumors during growth. CYR61 can also play a role in the proliferation, invasion, survival, and metastasis of cancer cells.

Storage

Storage:
Store at -20°C. Stable for one year after shipment.
Storage Buffer:
PBS with 0.02% sodium azide and 50% glycerol, pH7.3
Aliquoting is unnecessary for -20°C storage

For technical support and original validation data for this product please contact:
T: 4006900926 E: Proteintech-CN@ptglab.com W: ptgcn.com

This product is exclusively available under Proteintech Group brand and is not available to purchase from any other manufacturer.

Selected Validation Data

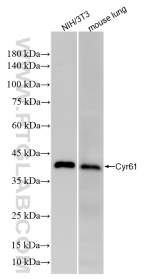

Various lysates were subjected to SDS PAGE followed by western blot with 87201-1-RR (Cyr61 antibody) at dilution of 1:10000 incubated at room temperature for 1.5 hours.

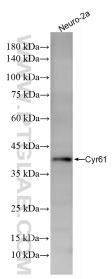

Neuro-2a cells were subjected to SDS PAGE followed by western blot with 87201-1-RR (Cyr61 antibody) at dilution of 1:10000 incubated at room temperature for 1.5 hours.

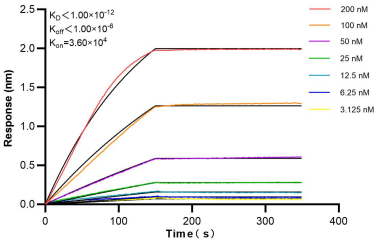

Biolayer interferometry (BLI) kinetic assays of 87201-1-RR against Mouse CYR61/CCN1 were performed. The affinity constant is below 1 pM.