

For Research Use Only

GNB1 Recombinant monoclonal antibody, PBS Only

Catalog Number: 87127-3-PBS



Basic Information

Catalog Number: 87127-3-PBS	GenBank Accession Number: BC004186	Purification Method: Protein A purification
Source: Rabbit	GeneID (NCBI): 2782	CloneNo.: 252318D6
Isotype: IgG	UNIPROT ID: P62873	
Immunogen Catalog Number: AG0313	Full Name: guanine nucleotide binding protein (G protein), beta polypeptide 1	
	Calculated MW: 37 kDa	
	Observed MW: 35 kDa	

Applications

Tested Applications:
WB, IF/ICC, Indirect ELISA

Species Specificity:
human, mouse, rat

Background Information

GNB1(Guanine nucleotide-binding protein G(I)/G(S)/G(T) subunit beta-1) belongs to the WD repeat G protein beta family. The guanine nucleotide-binding proteins (G proteins) are involved as a modulator or transducer in various transmembrane signaling systems and the beta and gamma chains are required for the GTPase activity, for replacement of GDP by GTP, and for G protein-effector interaction. GNB1 can form dimers with all gamma subunits analyzed (PMID:12782285).

Storage

Storage:
Store at -80°C.
The product is shipped with ice packs. Upon receipt, store it immediately at -80°C

Storage Buffer:
PBS only, pH7.3

For technical support and original validation data for this product please contact:

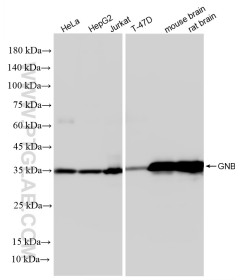
T: 4006900926

E: Proteintech-CN@ptglab.com

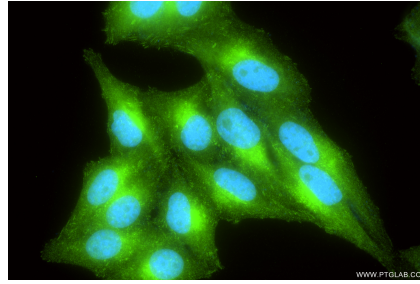
W: ptgcn.com

This product is exclusively available under Proteintech Group brand and is not available to purchase from any other manufacturer.

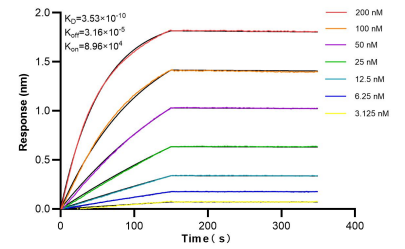
Selected Validation Data



Various lysates were subjected to SDS PAGE followed by western blot with 87127-3-RR (GNB1 antibody) at dilution of 1:10000 incubated at room temperature for 1.5 hours. This data was developed using the same antibody clone with 87127-3-PBS in a different storage buffer formulation.



Immunofluorescent analysis of (4% PFA) fixed HepG2 cells using GNB1 antibody (87127-3-RR, Clone: 252318D6) at dilution of 1:500 and CoraLite® 488-Conjugated Goat Anti-Rabbit IgG(H+L) (SA00013-2). This data was developed using the same antibody clone with 87127-3-PBS in a different storage buffer formulation.



Bi-layer interferometry (BLI) kinetic assays of 87127-3-RR against Human GNB1 were performed. The affinity constant is 0.353 nM.