

For Research Use Only

# Mouse IL-17B Recombinant monoclonal antibody, PBS Only

Catalog Number: 87094-1-PBS



## Basic Information

<b>Catalog Number:</b> 87094-1-PBS	<b>GenBank Accession Number:</b> NM_019508.1	<b>Purification Method:</b> Protein A purification
<b>Source:</b> Rabbit	<b>GeneID (NCBI):</b> 56069	<b>CloneNo.:</b> 251217F4
<b>Isotype:</b> IgG	<b>UNIPROT ID:</b> Q9QXT6	
<b>Immunogen Catalog Number:</b> EG2785	<b>Full Name:</b> interleukin 17B	
	<b>Calculated MW:</b> 20 kDa	

## Applications

**Tested Applications:**  
WB, Indirect ELISA

**Species Specificity:**  
mouse

## Background Information

The interleukin (IL)-17 superfamily, a relatively new family of cytokines, consists of six ligands (from IL-17A to IL-17F), which bind to five receptor subtypes (from IL-17RA to IL-17RE) and induce downstream signaling. IL-17B was originally described as increased during intestinal inflammation. Moreover, it stimulates TNF- $\alpha$  and IL-1 $\beta$  production by the human monocytic leukemia THP-1 cells and promotes neutrophil migration upon intraperitoneal administration, suggesting a pro-inflammatory role. More recent findings strongly suggest a role for the IL-17B/IL-17RB pathway in tumorigenesis.

## Storage

**Storage:**  
Store at -80°C.  
**The product is shipped with ice packs. Upon receipt, store it immediately at -80°C**

**Storage Buffer:**  
PBS only, pH7.3

For technical support and original validation data for this product please contact:

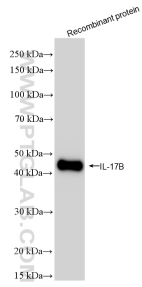
T: 4006900926

E: [Proteintech-CN@ptglab.com](mailto:Proteintech-CN@ptglab.com)

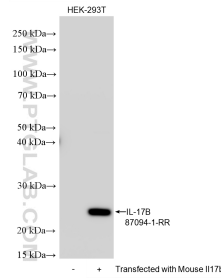
W: [ptgcn.com](http://ptgcn.com)

**This product is exclusively available under Proteintech Group brand and is not available to purchase from any other manufacturer.**

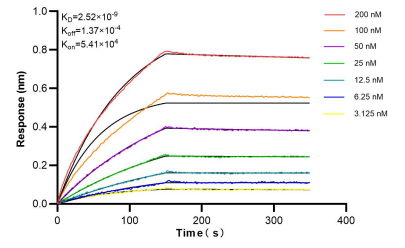
## Selected Validation Data



Mouse IL-17B Recombinant protein (Cat No. Eg4299) was subjected to SDS PAGE followed by western blot with 87094-1-RR (IL17b antibody) at dilution of 1:2000 incubated at room temperature for 1.5 hours. This data was developed using the same antibody clone with 87094-1-PBS in a different storage buffer formulation.



Untransfected and mouse IL-17B B-transfected HEK-293 cells were subjected to SDS PAGE followed by western blot with 87094-1-RR (IL17b antibody) at a dilution of 1:2000, incubated at room temperature for 1.5 hours. This data was developed using the same antibody clone with 87094-1-PBS in a different storage buffer formulation.



Biolayer interferometry (BLI) kinetic assays of 87094-1-RR against Mouse IL-17B were performed. The affinity constant is 2.52 nM.