

For Research Use Only

# CABYR Recombinant monoclonal antibody, PBS Only

Catalog Number:87074-1-PBS



## Basic Information

Catalog Number:

87074-1-PBS

Source:

Rabbit

Isotype:

IgG

Immunogen Catalog Number:

AG3012

GenBank Accession Number:

BC011996

GeneID (NCBI):

26256

UNIPROT ID:

O75952

Full Name:

calcium binding tyrosine-(Y)-  
phosphorylation regulated

Calculated MW:

53 kDa

Observed MW:

53 kDa

Purification Method:

Protein A purification

CloneNo.:

252259B4

## Applications

Tested Applications:

WB, IHC, Indirect ELISA

Species Specificity:

human, mouse, rat

## Background Information

### Storage

Storage:

Store at -80°C.

**The product is shipped with ice packs. Upon receipt, store it immediately at -80°C**

Storage Buffer:

PBS only, pH7.3

For technical support and original validation data for this product please contact:

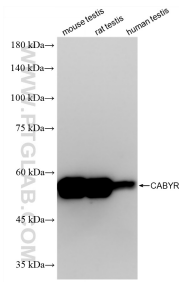
T: 4006900926

E: [Proteintech-CN@ptglab.com](mailto:Proteintech-CN@ptglab.com)

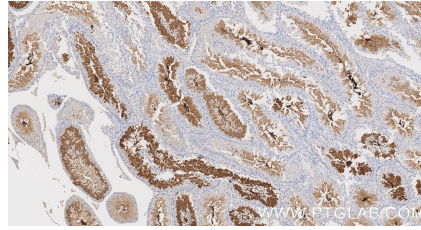
W: [ptgcn.com](http://ptgcn.com)

**This product is exclusively available under Proteintech Group brand and is not available to purchase from any other manufacturer.**

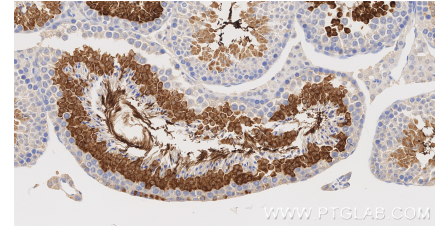
## Selected Validation Data



Various lysates were subjected to SDS PAGE followed by western blot with 87074-1-RR (CABYR antibody) at dilution of 1:10000 incubated at room temperature for 1.5 hours. This data was developed using the same antibody clone with 87074-1-PBS in a different storage buffer formulation.



Immunohistochemical analysis of paraffin-embedded mouse testis tissue slide using 87074-1-RR (CABYR antibody) at dilution of 1:500 (under 10x lens). Heat mediated antigen retrieval with Tris-EDTA buffer (pH 9.0). This data was developed using the same antibody clone with 87074-1-PBS in a different storage buffer formulation.



Immunohistochemical analysis of paraffin-embedded mouse testis tissue slide using 87074-1-RR (CABYR antibody) at dilution of 1:500 (under 40x lens). Heat mediated antigen retrieval with Tris-EDTA buffer (pH 9.0). This data was developed using the same antibody clone with 87074-1-PBS in a different storage buffer formulation.