

For Research Use Only

PDLIM3 Recombinant monoclonal antibody

Catalog Number: 87058-2-RR



Basic Information

Catalog Number: 87058-2-RR	GenBank Accession Number: BC027870	Purification Method: Protein A purification
Source: Rabbit	GeneID (NCBI): 27295	CloneNo.: 252308B8
Isotype: IgG	UNIPROT ID: Q53GG5	Recommended Dilutions: WB: 1:5000-1:50000
Immunogen Catalog Number: AG3934	Full Name: PDZ and LIM domain 3	
	Calculated MW: 316 aa, 34 kDa	
	Observed MW: 35 kDa	

Applications

Tested Applications: WB, ELISA	Positive Controls: WB : HEK-293T cells, human heart tissue, mouse spleen tissue, HepG2 cells, rat spleen tissue
Species Specificity: human, mouse, rat	

Background Information

PDLIM3, also known as ALP, contains a PDZ domain and a LIM domain. PDLIM3 binds the spectrin-like repeats of alpha-actinin-2 and colocalizes with alpha-actinin-2 at the Z lines of skeletal muscle.

Storage

Storage:
Store at -20°C. Stable for one year after shipment.
Storage Buffer:
PBS with 0.02% sodium azide and 50% glycerol, pH7.3
Aliquoting is unnecessary for -20°C storage

For technical support and original validation data for this product please contact:


T: 4006900926

E: Proteintech-CN@ptglab.com

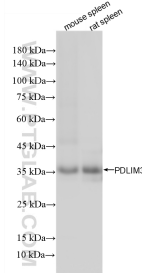
W: ptgcn.com

This product is exclusively available under Proteintech Group brand and is not available to purchase from any other manufacturer.

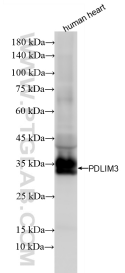
Selected Validation Data



Various lysates were subjected to SDS PAGE followed by western blot with 87058-2-RR (PDLIM3 antibody) at dilution of 1:10000 incubated at room temperature for 1.5 hours.



Various lysates were subjected to SDS PAGE followed by western blot with 87058-2-RR (PDLIM3 antibody) at dilution of 1:3000 incubated at room temperature for 1.5 hours.



human heart tissue were subjected to SDS PAGE followed by western blot with 87058-2-RR (PDLIM3 antibody) at dilution of 1:3000 incubated at room temperature for 1.5 hours.