

For Research Use Only

ABCD3 Recombinant monoclonal antibody, PBS Only

Catalog Number:87047-1-PBS



Basic Information

Catalog Number:

87047-1-PBS

Source:

Rabbit

Isotype:

IgG

Immunogen Catalog Number:

AG24760

GenBank Accession Number:

BC068509

GeneID (NCBI):

5825

UNIPROT ID:

P28288

Full Name:

ATP-binding cassette, sub-family D (ALD), member 3

Observed MW:

70 kDa

Purification Method:

Protein A purification

CloneNo.:

252233H1

Applications

Tested Applications:

WB, IF/ICC, Indirect ELISA

Species Specificity:

human, mouse, rat

Background Information

ABCD3 belongs to the superfamily of ATP-binding cassette (ABC) transporters and is a peroxisomal membrane transporter involved in the transport of branched-chain fatty acids and C27 bile acids into the peroxisome. ABCD3 plays a role in the regulation of LCFAs and energy metabolism, namely in the degradation and biosynthesis of fatty acids via beta-oxidation (PMID: 24333844). Mutations in ABCD3 are associated with congenital bile acid synthesis defect 5 (CBAS5)(PMID: 25168382).

Storage

Storage:

Store at -80°C.

The product is shipped with ice packs. Upon receipt, store it immediately at -80°C

Storage Buffer:

PBS only, pH7.3

For technical support and original validation data for this product please contact:

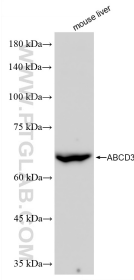
T: 4006900926

E: Proteintech-CN@ptglab.com

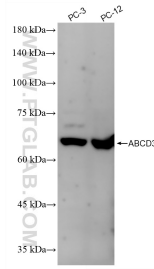
W: ptgcn.com

This product is exclusively available under Proteintech Group brand and is not available to purchase from any other manufacturer.

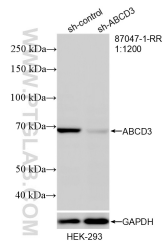
Selected Validation Data



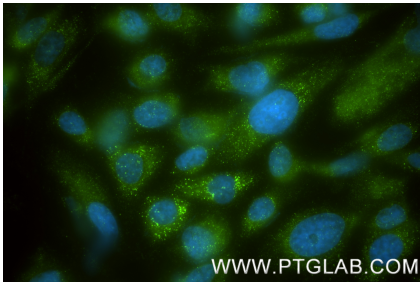
mouse liver tissue were subjected to SDS PAGE followed by western blot with 87047-1-RR (ABCD3 antibody) at dilution of 1:5000 incubated at room temperature for 1.5 hours. This data was developed using the same antibody clone with 87047-1-PBS in a different storage buffer formulation.



Various lysates were subjected to SDS PAGE followed by western blot with 87047-1-RR (ABCD3 antibody) at dilution of 1:5000 incubated at room temperature for 1.5 hours. This data was developed using the same antibody clone with 87047-1-PBS in a different storage buffer formulation.



WB result of ABCD3 antibody (87047-1-RR; 1:1200; incubated at room temperature for 1.5 hours) with sh-Control and sh-ABCD3 transfected HEK-293 cells. This data was developed using the same antibody clone with 87047-1-PBS in a different storage buffer formulation.



Immunofluorescent analysis of (-20°C Methanol) fixed PC-3 cells using ABCD3 antibody (87047-1-RR, Clone: 252233H1) at dilution of 1:500 and CoraLite®488-Conjugated Goat Anti-Rabbit IgG(H+L) (SA00013-2). This data was developed using the same antibody clone with 87047-1-PBS in a different storage buffer formulation.