

For Research Use Only

CTNNA3 Recombinant monoclonal antibody

Catalog Number: 87022-1-RR



Basic Information

Catalog Number: 87022-1-RR	GenBank Accession Number: BC030646	Purification Method: Protein A purification
Source: Rabbit	GeneID (NCBI): 29119	CloneNo.: 252141F2
Isotype: IgG	UNIPROT ID: Q9UI47	Recommended Dilutions: WB: 1:500-1:2000 IHC: 1:500-1:2000 IF-P: 1:200-1:800
Immunogen Catalog Number: AG5008	Full Name: catenin (cadherin-associated protein), alpha 3	
	Calculated MW: 100 kDa	
	Observed MW: 100 kDa	

Applications

Tested Applications:

WB, IHC, IF-P, ELISA

Species Specificity:

human, mouse, rat, canine

Note-IHC: suggested antigen retrieval with TE buffer pH 9.0; (*) Alternatively, antigen retrieval may be performed with citrate buffer pH 6.0

Positive Controls:

WB: HEK-293 cells, MDCK cells, C2C12 cells, C6 cells, PC-12 cells, mouse testis tissue, rat brain tissue

IHC: rat heart tissue,

IF-P: rat heart tissue, mouse heart tissue

Background Information

Alpha catenin is an essential component of adherens junctions that connects E-cadherin- β -catenin complexes with the actin cytoskeleton. The alpha catenin family of proteins consists of three members, alpha-E-catenin (CTNNA1), alpha-N-catenin (CTNNA2), and alpha-T-catenin (CTNNA3)(PMID: 21598020). CTNNA3 is a cell adhesion molecule. In intercalated discs of the heart, CTNNA3 is a component of a unique hybrid adhering junction, or area composita, that contains proteins associated with both desmosomes and adherens junctions (PMID: 22421363). Mutations in CTNNA3 are associated with arrhythmogenic right ventricular dysplasia, familial 13(PMID: 23136403).

Storage

Storage:

Store at -20°C. Stable for one year after shipment.

Storage Buffer:

PBS with 0.02% sodium azide and 50% glycerol, pH7.3

Aliquoting is unnecessary for -20°C storage

For technical support and original validation data for this product please contact:

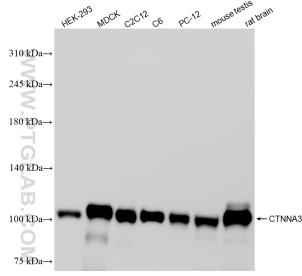
T: 4006900926

E: Proteintech-CN@ptglab.com

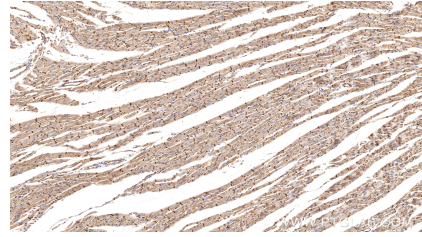
W: ptgcn.com

This product is exclusively available under Proteintech Group brand and is not available to purchase from any other manufacturer.

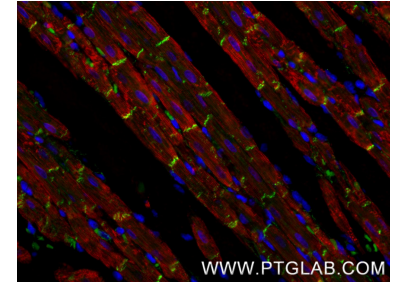
Selected Validation Data




Various lysates were subjected to SDS PAGE followed by western blot with 87022-1-RR (CTNNA3 antibody) at dilution of 1:1000 incubated at room temperature for 1.5 hours.



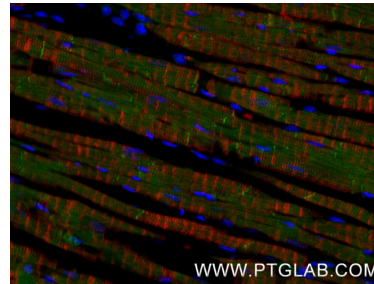
Immunohistochemical analysis of paraffin-embedded rat heart tissue slide using 87022-1-RR (CTNNA3 antibody) at dilution of 1:1000 (under 10x lens). Heat mediated antigen retrieval with Tris-EDTA buffer (pH 9.0).



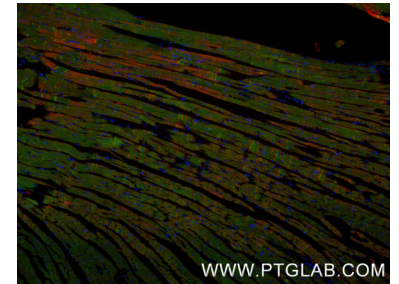
Immunofluorescent analysis of (4% PFA) fixed paraffin-embedded rat heart tissue using CTNNA3 antibody (87022-1-RR, Clone: 252141F2, green) at dilution of 1:400 and CoraLite@488-Conjugated Goat Anti-Rabbit IgG(H+L) (SA00013-2). Cardiac Troponin T antibody (68300-1-Ig, Clone: 4E2D8, red) at dilution of 1:200 and Multi-rAb@ CoraLite@ Plus 594-Goat Anti-Mouse Recombinant Secondary Antibody (H+L) (RGAM004). Heat mediated antigen retrieval with Tris-EDTA



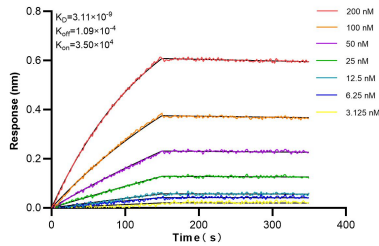
Immunofluorescent analysis of (4% PFA) fixed paraffin-embedded rat heart tissue using CTNNA3 antibody (87022-1-RR, Clone: 252141F2, green) at dilution of 1:400 and CoraLite@488-Conjugated Goat Anti-Rabbit IgG(H+L) (SA00013-2). Cardiac Troponin T antibody (68300-1-Ig, Clone: 4E2D8, red) at dilution of 1:200 and Multi-rAb@ CoraLite@ Plus 594-Goat Anti-Mouse Recombinant Secondary Antibody (H+L) (RGAM004). Heat mediated antigen retrieval with Tris-EDTA



Immunofluorescent analysis of (4% PFA) fixed paraffin-embedded rat heart tissue using CTNNA3 antibody (87022-1-RR, Clone: 252141F2, green) at dilution of 1:400 and CoraLite@488-Conjugated Goat Anti-Rabbit IgG(H+L) (SA00013-2). Cardiac Troponin T antibody (68300-1-Ig, Clone: 4E2D8, red) at dilution of 1:200 and Multi-rAb@ CoraLite@ Plus 594-Goat Anti-Mouse Recombinant Secondary Antibody (H+L) (RGAM004). Heat mediated antigen retrieval with Tris-EDTA



Immunofluorescent analysis of (4% PFA) fixed paraffin-embedded rat heart tissue using CTNNA3 antibody (87022-1-RR, Clone: 252141F2, green) at dilution of 1:400 and CoraLite@488-Conjugated Goat Anti-Rabbit IgG(H+L) (SA00013-2). Cardiac Troponin T antibody (68300-1-Ig, Clone: 4E2D8, red) at dilution of 1:200 and Multi-rAb@ CoraLite@ Plus 594-Goat Anti-Mouse Recombinant Secondary Antibody (H+L) (RGAM004). Heat mediated antigen retrieval with Tris-EDTA



Biolayer interferometry (BLI) kinetic assays of 87022-1-RR against Human CTNNA3 were performed. The affinity constant is 3.11 nM.