

For Research Use Only

CYP46A1 Recombinant monoclonal antibody

Catalog Number: 86957-1-RR



Basic Information

Catalog Number: 86957-1-RR	GenBank Accession Number: BC022539	Purification Method: Protein A purification
Source: Rabbit	GeneID (NCBI): 10858	CloneNo.: 250155G8
Isotype: IgG	UNIPROT ID: Q9Y6A2	Recommended Dilutions: WB: 1:5000-1:50000 IHC: 1:1500-1:6000
Immunogen Catalog Number: AG16786	Full Name: cytochrome P450, family 46, subfamily A, polypeptide 1	
	Calculated MW: 500 aa, 57 kDa	
	Observed MW: 57 kDa	

Applications

Tested Applications:

WB, IHC, ELISA

Species Specificity:

human, mouse, rat

Note-IHC: suggested antigen retrieval with TE buffer pH 9.0; (*) Alternatively, antigen retrieval may be performed with citrate buffer pH 6.0

Positive Controls:

WB: mouse brain tissue, rat brain tissue

IHC: mouse brain tissue,

Background Information

Cytochrome P450 46A1 (CYP46A1), also named as CYP46, P450 46A1, CH24H and Cholesterol 24-hydroxylase, belongs to the cytochrome P450 family. CYP46A1 is a central nervous system-specific enzyme, and can freely cross the blood-brain barrier and be degraded in the liver. It is involved in the turnover of cholesterol. It converts cholesterol into 24S-hydroxycholesterol and, to a lesser extent, 25-hydroxycholesterol. CYP46A1 is significantly upregulated in hepatic lymphomyeloid cells compared with ESCs.(PMID:20039312)

Storage

Storage:

Store at -20°C. Stable for one year after shipment.

Storage Buffer:

PBS with 0.02% sodium azide and 50% glycerol, pH7.3

Aliquoting is unnecessary for -20°C storage

For technical support and original validation data for this product please contact:


T: 4006900926

E: Proteintech-CN@ptglab.com

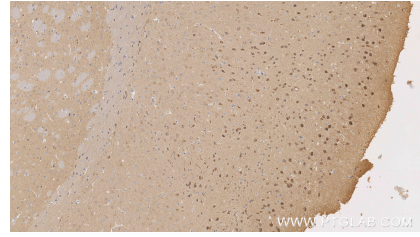
W: ptgcn.com

This product is exclusively available under Proteintech Group brand and is not available to purchase from any other manufacturer.

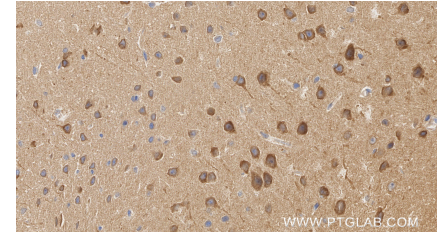
Selected Validation Data



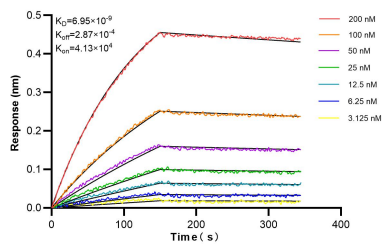
Various lysates were subjected to SDS PAGE followed by western blot with 86957-1-RR (CYP46A1 antibody) at dilution of 1:10000 incubated at room temperature for 1.5 hours.



Immunohistochemical analysis of paraffin-embedded mouse brain tissue slide using 86957-1-RR (CYP46A1 antibody) at dilution of 1:3000 (under 10x lens). Heat mediated antigen retrieval with Tris-EDTA buffer (pH 9.0).



Immunohistochemical analysis of paraffin-embedded mouse brain tissue slide using 86957-1-RR (CYP46A1 antibody) at dilution of 1:3000 (under 40x lens). Heat mediated antigen retrieval with Tris-EDTA buffer (pH 9.0).



Biolayer interferometry (BLI) kinetic assays of 86957-1-RR against Human CYP46A1 were performed. The affinity constant is 6.95 nM.