

For Research Use Only

SERPINA7 Recombinant monoclonal antibody

Catalog Number: 86893-4-RR



Basic Information

Catalog Number:

86893-4-RR

Source:

Rabbit

Isotype:

IgG

Immunogen Catalog Number:

EG3062

GenBank Accession Number:

NM_000354.5

GeneID (NCBI):

6906

UNIPROT ID:

P05543

Full Name:

serpin peptidase inhibitor, clade A (alpha-1 antiproteinase, antitrypsin), member 7

Calculated MW:

46 kDa

Observed MW:

54 kDa

Purification Method:

Protein A purification

CloneNo.:

251961H2

Recommended Dilutions:

WB: 1:1000-1:6000

IP: 0.5-4.0 ug for 1.0-3.0 mg of total protein lysate

Applications

Tested Applications:

WB, IP, ELISA

Species Specificity:

human

Positive Controls:

WB : human urine sample, human testis tissue, human plasma

IP : HepG2 cells,

Background Information

SERPINA7, also known as Thyroxine-binding globulin (TBG), is a 54 kDa acidic glycoprotein, consisting of a single polypeptide chain of 395 amino acids and four oligosaccharide chains. It is one of the major serum transport proteins of thyroid hormones (THs). Although high amounts of albumin are found in serum, TBG has a greater affinity for thyroxine (T4). Mutations in this gene result in TGB deficiency, which has been classified as partial deficiency, complete deficiency, and excess, based on the level of serum TBG.

Storage

Storage:

Store at -20°C. Stable for one year after shipment.

Storage Buffer:

PBS with 0.02% sodium azide and 50% glycerol, pH7.3

Aliquoting is unnecessary for -20°C storage

For technical support and original validation data for this product please contact:

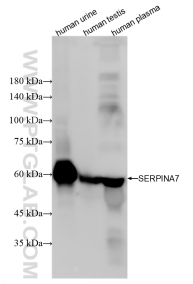
T: 4006900926

E: Proteintech-CN@ptglab.com

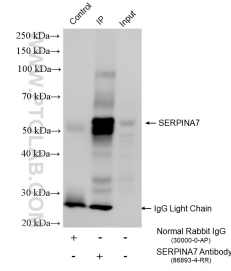
W: ptgcn.com

This product is exclusively available under Proteintech Group brand and is not available to purchase from any other manufacturer.

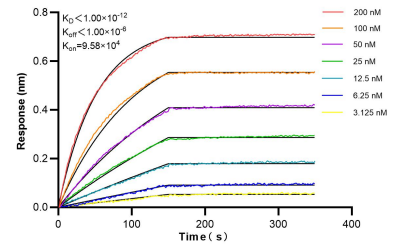
Selected Validation Data



Various lysates were subjected to SDS PAGE followed by western blot with 86893-4-RR (SERPINA7 antibody) at dilution of 1:3000 incubated at room temperature for 1.5 hours.



IP result of anti-SERPINA7 (IP:86893-4-RR, 4 μ g; Detection:86893-4-RR 1:600) with HepG2 cells lysate 1400 μ g.



Bi-layer interferometry (BLI) kinetic assays of 86893-4-RR against Human SERPINA7 were performed. The affinity constant is below 1 pM.