

For Research Use Only

SERPINA7 Recombinant monoclonal antibody, PBS Only

Catalog Number: 86893-4-PBS



Basic Information

Catalog Number: 86893-4-PBS	GenBank Accession Number: NM_000354.5	Purification Method: Protein A purification
Source: Rabbit	GeneID (NCBI): 6906	CloneNo.: 251961H2
Isotype: IgG	UNIPROT ID: P05543	
Immunogen Catalog Number: EG3062	Full Name: serpin peptidase inhibitor, clade A (alpha-1 antiproteinase, antitrypsin), member 7	
	Calculated MW: 46 kDa	
	Observed MW: 54 kDa	

Applications

Tested Applications:
WB, IP, Indirect ELISA

Species Specificity:
human

Background Information

SERPINA7, also known as Thyroxine-binding globulin (TBG), is a 54 kDa acidic glycoprotein, consisting of a single polypeptide chain of 395 amino acids and four oligosaccharide chains. It is one of the major serum transport proteins of thyroid hormones (THs). Although high amounts of albumin are found in serum, TBG has a greater affinity for thyroxine (T₄). Mutations in this gene result in TGB deficiency, which has been classified as partial deficiency, complete deficiency, and excess, based on the level of serum TBG.

Storage

Storage:
Store at -80°C.
The product is shipped with ice packs. Upon receipt, store it immediately at -80°C

Storage Buffer:
PBS only, pH7.3

For technical support and original validation data for this product please contact:

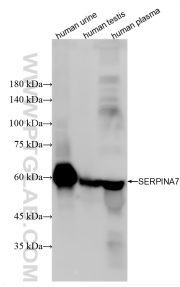
T: 4006900926

E: Proteintech-CN@ptglab.com

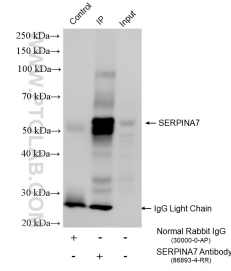
W: ptgcn.com

This product is exclusively available under Proteintech Group brand and is not available to purchase from any other manufacturer.

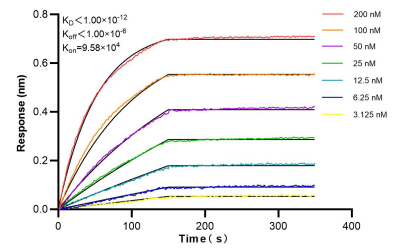
Selected Validation Data



Various lysates were subjected to SDS PAGE followed by western blot with 86893-4-RR (SERPINA 7 antibody) at dilution of 1:3000 incubated at room temperature for 1.5 hours. This data was developed using the same antibody clone with 86893-4-PBS in a different storage buffer formulation.



IP result of anti-SERPINA7 (IP:86893-4-RR, 4ug; Detection:86893-4-RR 1:600) with HepG2 cells lysate 1400 ug. This data was developed using the same antibody clone with 86893-4-PBS in a different storage buffer formulation.



Biolayer interferometry (BLI) kinetic assays of 86893-4-RR against Human SERPINA7 were performed. The affinity constant is below 1 pM.