

For Research Use Only

Mouse Vitamin D binding protein Recombinant monoclonal antibody, PBS Only (Detector)

Catalog Number: 86884-2-PBS



Basic Information

Catalog Number: 86884-2-PBS	GenBank Accession Number: NM_008096.2	Purification Method: Protein A purification
Source: Rabbit	GeneID (NCBI): 14473	CloneNo.: 251938C3
Isotype: IgG	UNIPROT ID: P21614	
Immunogen Catalog Number: EG7266	Full Name: group specific component	
	Calculated MW: 54 kDa	

Applications

Tested Applications:
Cytometric bead array, Sandwich ELISA, Indirect ELISA

Species Specificity:
mouse

Background Information

Storage

Storage:
Store at -80°C.
The product is shipped with ice packs. Upon receipt, store it immediately at -80°C

Storage Buffer:
PBS only, pH7.3

For technical support and original validation data for this product please contact:

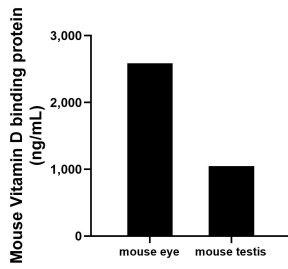
T: 4006900926

E: Proteintech-CN@ptglab.com

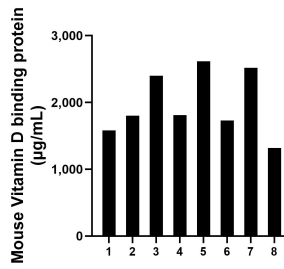
W: ptgcn.com

This product is exclusively available under Proteintech Group brand and is not available to purchase from any other manufacturer.

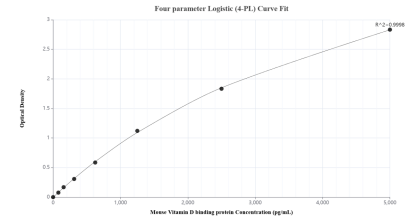
Selected Validation Data



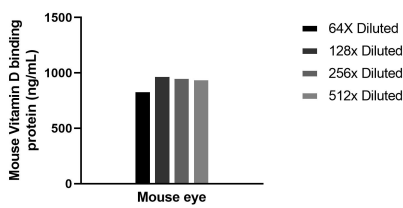
The mean Vitamin D binding protein concentration was determined to be 2,589.1 ng/mL in mouse eye tissue extract based on a 12.4 mg/mL extract load and 1,046.4 ng/mL in mouse testis tissue extract based on a 1.1 mg/mL extract load.



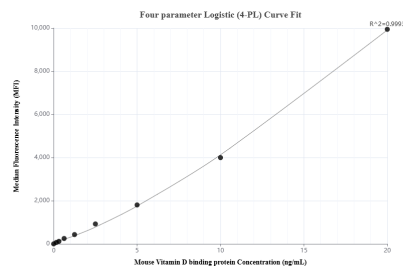
Serum of eight mice was measured. The Vitamin D binding protein concentration of detected samples was determined to be 1,971.9 µg/mL with a range of 1,318.6-2,615.8 µg/mL.



Sandwich ELISA standard curve of MP02757-1, Mouse Vitamin D binding protein Recombinant Matched Antibody Pair - PBS only. 86884-3-PBS was coated to a plate as the capture antibody and incubated with serial dilutions of standard Eg7266. 86884-2-PBS was HRP conjugated as the detection antibody. Range: 78.1-5000 µg/mL.



The mean Vitamin D binding protein concentration was determined to be 932.6 ng/mL in Mouse eye tissue extract based on a 12.4 mg/mL extract load.



Cytometric bead array standard curve of MP02757-1, MOUSE Vitamin D binding protein Recombinant Matched Antibody Pair, PBS Only. Capture antibody: 86884-3-PBS. Detection antibody: 86884-2-PBS. Standard: Eg7266. Range: 0.156-20 ng/mL.