

For Research Use Only

ANKRD46 Recombinant monoclonal antibody, PBS Only

Catalog Number:86827-4-PBS



Basic Information

Catalog Number:

86827-4-PBS

Source:

Rabbit

Isotype:

IgG

Immunogen Catalog Number:

AG26623

GenBank Accession Number:

BC060843

GeneID (NCBI):

157567

UNIPROT ID:

Q86W74

Full Name:

ankyrin repeat domain 46

Observed MW:

25 kDa

Purification Method:

Protein A purification

CloneNo.:

251840D6

Applications

Tested Applications:

WB, IF/ICC, Indirect ELISA

Species Specificity:

human, mouse, rat

Background Information

ANKRD46 encodes a protein containing multiple ankyrin repeats. Ankyrin domains function in protein-protein interactions in a variety of cellular processes. ANKRD46 also known as ankyrin repeat small protein (ANK-S), is a 228-amino acid single-pass membrane protein(PMID: 21219636).

Storage

Storage:

Store at -80°C.

The product is shipped with ice packs. Upon receipt, store it immediately at -80°C

Storage Buffer:

PBS only, pH7.3

For technical support and original validation data for this product please contact:

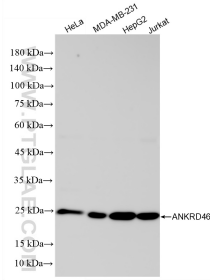
T: 4006900926

E: Proteintech-CN@ptglab.com

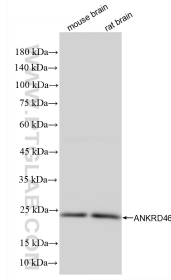
W: ptgcn.com

This product is exclusively available under Proteintech Group brand and is not available to purchase from any other manufacturer.

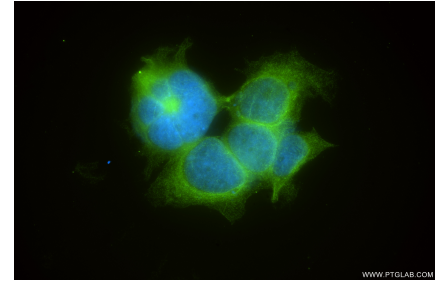
Selected Validation Data



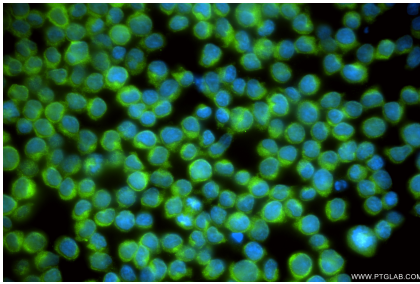
Various lysates were subjected to SDS PAGE followed by western blot with 86827-4-RR (ANKRD46 antibody) at dilution of 1:10000 incubated at room temperature for 1.5 hours. This data was developed using the same antibody clone with 86827-4-PBS in a different storage buffer formulation.



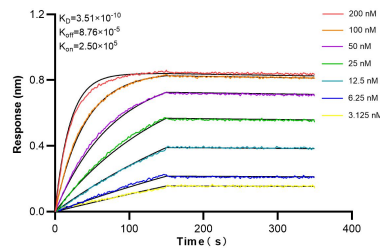
Various lysates were subjected to SDS PAGE followed by western blot with 86827-4-RR (ANKRD46 antibody) at dilution of 1:10000 incubated at room temperature for 1.5 hours. This data was developed using the same antibody clone with 86827-4-PBS in a different storage buffer formulation.



Immunofluorescent analysis of (4% PFA) fixed HEK-293 cells using ANKRD46 antibody (86827-4-RR, Clone: 251840D6) at dilution of 1:500 and CoraLite®488-Conjugated Goat Anti-Rabbit IgG(H+L) (SA00013-2). This data was developed using the same antibody clone with 86827-4-PBS in a different storage buffer formulation.



Immunofluorescent analysis of (4% PFA) fixed Jurkat cells using ANKRD46 antibody (86827-4-RR, Clone: 251840D6) at dilution of 1:500 and CoraLite®488-Conjugated Goat Anti-Rabbit IgG(H+L) (SA00013-2). This data was developed using the same antibody clone with 86827-4-PBS in a different storage buffer formulation.



Biolayer interferometry (BLI) kinetic assays of 86827-4-RR against Human ANKRD46 were performed. The affinity constant is 0.351 nM.