

For Research Use Only

COX6C Recombinant monoclonal antibody

Catalog Number: 86818-2-RR



Basic Information

Catalog Number: 86818-2-RR	GenBank Accession Number: BC000187	Purification Method: Protein A purification
Source: Rabbit	GeneID (NCBI): 1345	CloneNo.: 251865D9
Isotype: IgG	UNIPROT ID: P09669	Recommended Dilutions: WB: 1:5000-1:50000
Immunogen Catalog Number: AG1982	Full Name: cytochrome c oxidase subunit VIc	
	Calculated MW: 75 aa, 9 kDa	
	Observed MW: 9 kDa	

Applications

Tested Applications: WB, ELISA	Positive Controls: WB : HepG2 cells, mouse heart tissue, A-673 cells, MCF-7 cells, SW480 cells, rat heart tissue, human heart tissue
Species Specificity: human, mouse, rat	

Background Information

Cytochrome c oxidase (COX) is the terminal oxidase in the respiratory chain in human and other mammalian cells. The enzyme is composed of 13 different subunits. COX6C (Cytochrome c oxidase subunit 6C) is one of the nuclear-coded polypeptide chains of cytochrome c oxidase, the terminal oxidase in mitochondrial electron transport.

Storage

Storage:
Store at -20°C. Stable for one year after shipment.
Storage Buffer:
PBS with 0.02% sodium azide and 50% glycerol, pH7.3
Aliquoting is unnecessary for -20°C storage

For technical support and original validation data for this product please contact:


T: 4006900926

E: Proteintech-CN@ptglab.com

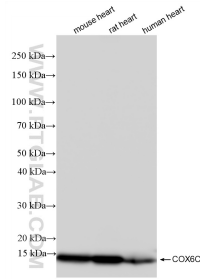
W: ptgcn.com

This product is exclusively available under Proteintech Group brand and is not available to purchase from any other manufacturer.

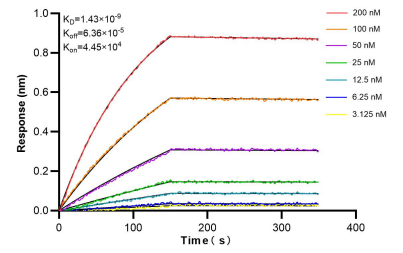
Selected Validation Data



Various lysates were subjected to SDS PAGE followed by western blot with 86818-2-RR (COX6C antibody) at dilution of 1:20000 incubated at room temperature for 1.5 hours.



Various lysates were subjected to SDS PAGE followed by western blot with 86818-2-RR (COX6C antibody) at dilution of 1:20000 incubated at room temperature for 1.5 hours.



Bi-layer interferometry (BLI) kinetic assays of 86818-2-RR against Human COX6C were performed. The affinity constant is 1.43 nM.