

For Research Use Only

COX6C Recombinant monoclonal antibody, PBS Only (Detector)

Catalog Number:86818-1-PBS



Basic Information

Catalog Number:

86818-1-PBS

Source:

Rabbit

Isotype:

IgG

Immunogen Catalog Number:

AG1982

GenBank Accession Number:

BC000187

GeneID (NCBI):

1345

UNIPROT ID:

P09669

Full Name:

cytochrome c oxidase subunit VIc

Calculated MW:

75 aa, 9 kDa

Purification Method:

Protein A purification

CloneNo.:

251865G6

Applications

Tested Applications:

Cytometric bead array, Indirect ELISA

Species Specificity:

human

Background Information

Storage

Storage:

Store at -80°C.

The product is shipped with ice packs. Upon receipt, store it immediately at -80°C

Storage Buffer:

PBS only, pH7.3

For technical support and original validation data for this product please contact:

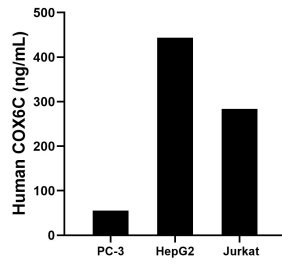
T: 4006900926

E: Proteintech-CN@ptglab.com

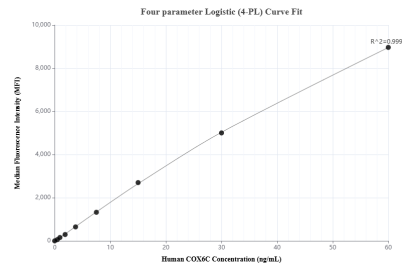
W: ptgcn.com

This product is exclusively available under Proteintech Group brand and is not available to purchase from any other manufacturer.

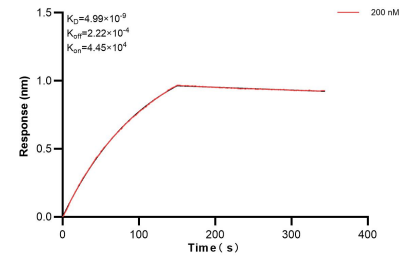
Selected Validation Data



The mean COX6C concentration was determined to be 55.7 ng/mL in PC-3 cell extract based on a 1.1 mg/mL extract load, 443.5 ng/mL in HepG2 cell extract based on a 1.2 mg/mL extract load, 283.8 ng/mL in Jurkat cell extract based on a 1.2 mg/mL extract load.



Cytometric bead array standard curve of MP02689-1, COX6C Recombinant Matched Antibody Pair, PBS Only. Capture antibody: 86818-2-PBS. Detection antibody: 86818-1-PBS. Standard: Ag1982. Range: 0.469-60 ng/mL.



Bi-layer interferometry (BLI) kinetic assay of 86818-1-PBS against Human COX6C was performed. The affinity constant is 4.99 nM.