

For Research Use Only

AZI1 Recombinant monoclonal antibody, PBS Only

Catalog Number:86809-3-PBS



Basic Information

Catalog Number: 86809-3-PBS	GenBank Accession Number: BC136578	Purification Method: Protein A purification
Source: Rabbit	GeneID (NCBI): 22994	CloneNo.: 251839D3
Isotype: IgG	UNIPROT ID: Q9UPN4	
Immunogen Catalog Number: AG22699	Full Name: 5-azacytidine induced 1	
	Calculated MW: 1083 aa, 122 kDa	
	Observed MW: 117-130 kDa	

Applications

Tested Applications:
WB, IF/ICC, Indirect ELISA

Species Specificity:
human, mouse, rat

Background Information

AZI1, also named as CEP131 and KIAA1118, may play a role in spermatogenesis. It is located at the ciliary base and required for cilium formation.

Storage

Storage:
Store at -80°C.
The product is shipped with ice packs. Upon receipt, store it immediately at -80°C

Storage Buffer:
PBS only, pH7.3

For technical support and original validation data for this product please contact:

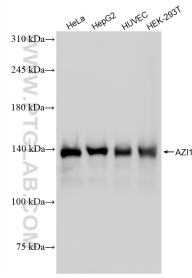
T: 4006900926

E: Proteintech-CN@ptglab.com

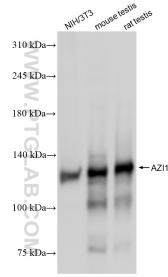
W: ptgcn.com

This product is exclusively available under Proteintech Group brand and is not available to purchase from any other manufacturer.

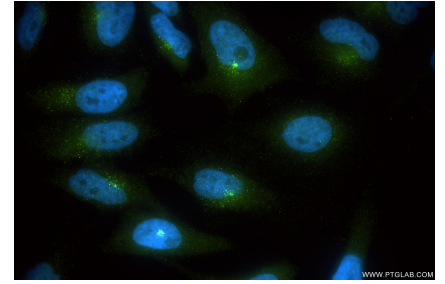
Selected Validation Data



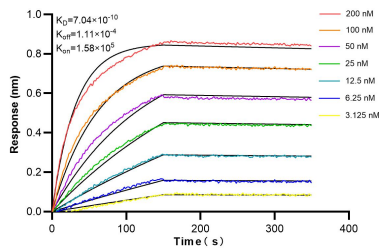
Various lysates were subjected to SDS PAGE followed by western blot with 86809-3-RR (AZI1 antibody) at dilution of 1:5000 incubated at room temperature for 1.5 hours. This data was developed using the same antibody clone with 86809-3-PBS in a different storage buffer formulation.



Various lysates were subjected to SDS PAGE followed by western blot with 86809-3-RR (AZI1 antibody) at dilution of 1:5000 incubated at room temperature for 1.5 hours. This data was developed using the same antibody clone with 86809-3-PBS in a different storage buffer formulation.



Immunofluorescent analysis of (4% PFA) fixed HeLa cells using AZI1 antibody (86809-3-RR, Clone: 251839D3) at dilution of 1:500 and CoraLite@488-Conjugated Goat Anti-Rabbit IgG(H+L) (SA00013-2). This data was developed using the same antibody clone with 86809-3-PBS in a different storage buffer formulation.



Biolayer interferometry (BLI) kinetic assays of 86809-3-RR against Human AZI1 were performed. The affinity constant is 0.704 nM.