

For Research Use Only

CDH3 Recombinant monoclonal antibody, PBS Only (Detector)

Catalog Number:86776-2-PBS



Basic Information

Catalog Number:

86776-2-PBS

Source:

Rabbit

Isotype:

IgG

Immunogen Catalog Number:

EG5236

GenBank Accession Number:

NM_001793.5

GeneID (NCBI):

1001

UNIPROT ID:

P22223-1

Full Name:

cadherin 3, type 1, P-cadherin (placental)

Calculated MW:

91 kDa

Purification Method:

Protein A purification

CloneNo.:

251775F1

Applications

Tested Applications:

Sandwich ELISA, Indirect ELISA

Species Specificity:

human

Background Information

Storage

Storage:

Store at -80°C.

The product is shipped with ice packs. Upon receipt, store it immediately at -80°C

Storage Buffer:

PBS only, pH7.3

For technical support and original validation data for this product please contact:

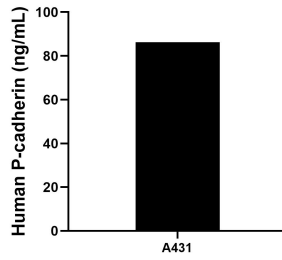
T: 4006900926

E: Proteintech-CN@ptglab.com

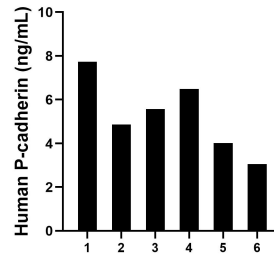
W: ptgcn.com

This product is exclusively available under Proteintech Group brand and is not available to purchase from any other manufacturer.

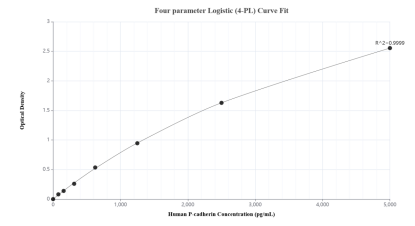
Selected Validation Data



The mean P-cadherin concentration was determined to be 86.2 ng/mL in A431 cell extract based on a 1.5 mg/mL extract load.



Serum of six individual healthy human donors was measured. The P-cadherin concentration of detected samples was determined to be 5.3 ng/mL with a range of 3.0-7.7 ng/mL.



Sandwich ELISA standard curve of MP02747-1, Human P-cadherin Recombinant Matched Antibody Pair - PBS only. 86776-3-PBS was coated to a plate as the capture antibody and incubated with serial dilutions of standard Eg5236. 86776-2-PBS was HRP conjugated as the detection antibody. Range: 78.1-5000 pg/mL.