

For Research Use Only

TNFSF13 Recombinant monoclonal antibody, PBS Only (Detector)

Catalog Number: 86766-1-PBS



Basic Information

Catalog Number:

86766-1-PBS

Source:

Rabbit

Isotype:

IgG

Immunogen Catalog Number:

EG3664

GenBank Accession Number:

NM_003808.3

GeneID (NCBI):

8741

UNIPROT ID:

O75888-1

Full Name:

tumor necrosis factor (ligand)
superfamily, member 13

Calculated MW:

27 kDa

Purification Method:

Protein A purification

CloneNo.:

250527B5

Applications

Tested Applications:

Sandwich ELISA, Indirect ELISA

Species Specificity:

human

Background Information

Storage

Storage:

Store at -80°C.

The product is shipped with ice packs. Upon receipt, store it immediately at -80°C

Storage Buffer:

PBS only, pH7.3

For technical support and original validation data for this product please contact:

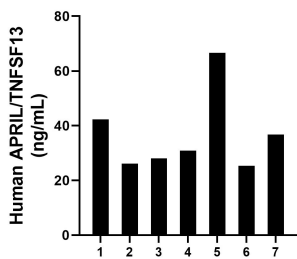
T: 4006900926

E: Proteintech-CN@ptglab.com

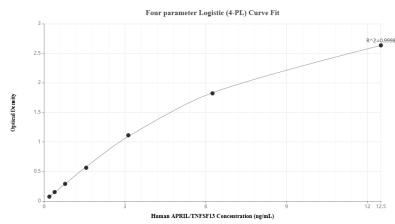
W: ptgcn.com

This product is exclusively available under Proteintech Group brand and is not available to purchase from any other manufacturer.

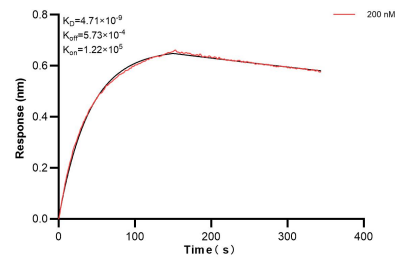
Selected Validation Data



Plasma of seven individual healthy human donors was measured. The human APRIL/TNFSF13 concentration of detected samples was determined to be 36.57 ng/mL with a range of 25.3 - 66.6 ng/mL.



Sandwich ELISA standard curve of MP02644-1, Human APRIL/TNFSF13 Recombinant Matched Antibody Pair - PBS only. 86766-2-PBS was coated to a plate as the capture antibody and incubated with serial dilutions of standard Eg3664. 86766-1-PBS was HRP conjugated as the detection antibody. Range: 0.195-12.5 ng/mL



Biolayer Interferometry (BLI) kinetic assays of 86766-1-PBS against Human TNFSF13 were performed. The affinity constant is 4.71 nM.