

For Research Use Only

RETN Recombinant monoclonal antibody, PBS Only (Detector)

Catalog Number:86757-3-PBS



Basic Information

Catalog Number: 86757-3-PBS	GenBank Accession Number: BC101560	Purification Method: Protein A purification
Source: Rabbit	GeneID (NCBI): 56729	CloneNo.: 251589C8
Isotype: IgG	UNIPROT ID: Q9HD89	
Immunogen Catalog Number: EG5393	Full Name: resistin	
	Calculated MW: 108 aa, 11 kDa	

Applications

Tested Applications:
Sandwich ELISA, Indirect ELISA

Species Specificity:
human

Background Information

Storage

Storage:
Store at -80°C.
The product is shipped with ice packs. Upon receipt, store it immediately at -80°C

Storage Buffer:
PBS only, pH7.3

For technical support and original validation data for this product please contact:

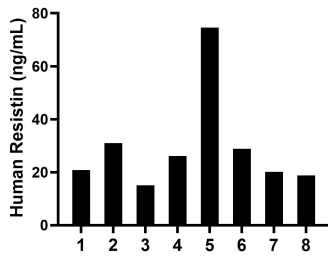
T: 4006900926

E: Proteintech-CN@ptglab.com

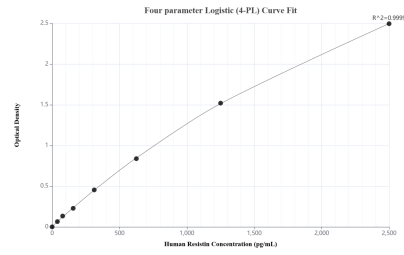
W: ptgcn.com

This product is exclusively available under Proteintech Group brand and is not available to purchase from any other manufacturer.

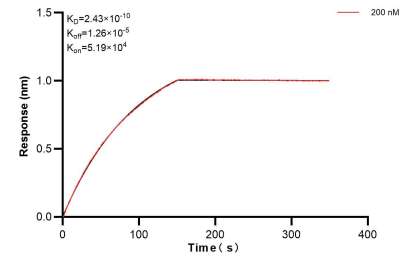
Selected Validation Data



Plasma of eight individual healthy human donors was measured. The Resistin concentration of detected samples was determined to be 32.8 ng/mL with a range of 15.1-74.6 ng/mL.



Sandwich ELISA standard curve of MP02651-2, Human Resistin Recombinant Matched Antibody Pair - PBS only. 86757-2-PBS was coated to a plate as the capture antibody and incubated with serial dilutions of standard Eg5393. 86757-3-PBS was HRP conjugated as the detection antibody. Range: 39.1-2500 pg/mL.



Bi-layer interferometry (BLI) kinetic assay of 86757-3-PBS against Human RETN was performed. The affinity constant is 0.243 nM.