

For Research Use Only

# RETN Recombinant monoclonal antibody, PBS Only (Detector)

Catalog Number:86757-1-PBS



## Basic Information

Catalog Number: 86757-1-PBS	GenBank Accession Number: BC101560	Purification Method: Protein A purification
Source: Rabbit	GeneID (NCBI): 56729	CloneNo.: 251589B12
Isotype: IgG	UNIPROT ID: Q9HD89	
Immunogen Catalog Number: EG5393	Full Name: resistin	
	Calculated MW: 108 aa, 11 kDa	

## Applications

**Tested Applications:**  
Cytometric bead array, Indirect ELISA

**Species Specificity:**  
human

## Background Information

### Storage

**Storage:**  
Store at -80°C.  
**The product is shipped with ice packs. Upon receipt, store it immediately at -80°C**

**Storage Buffer:**  
PBS only, pH7.3

For technical support and original validation data for this product please contact:

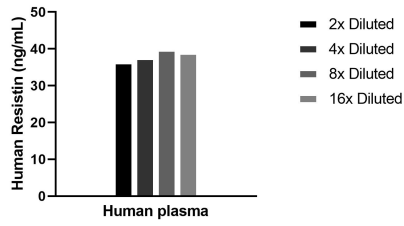
T: 4006900926

E: [Proteintech-CN@ptglab.com](mailto:Proteintech-CN@ptglab.com)

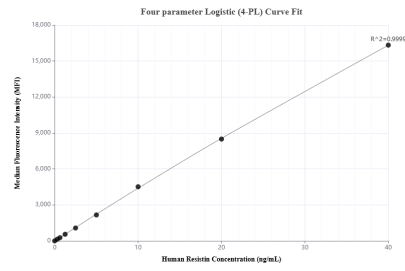
W: [ptgcn.com](http://ptgcn.com)

**This product is exclusively available under Proteintech Group brand and is not available to purchase from any other manufacturer.**

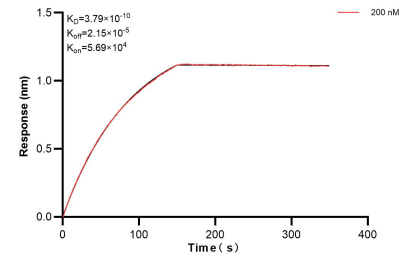
## Selected Validation Data



The mean Resistin concentration was determined to be 38.1 ng/mL in human serum.



Cytometric bead array standard curve of MP02651-1, Resistin Recombinant Matched Antibody Pair, PBS Only. Capture antibody: 86757-2-PBS. Detection antibody: 86757-1-PBS. Standard: Eg5393. Range: 0.312-40 ng/mL.



Bi-layer interferometry (BLI) kinetic assay of 86757-1-PBS against Human RETN was performed. The affinity constant is 0.79 nM.