

For Research Use Only

Mono-Methyl-Histone H3 (Lys79) Recombinant monoclonal antibody, PBS Only



Catalog Number: 86732-2-PBS

Basic Information

Catalog Number: 86732-2-PBS	GenBank Accession Number: BC066245	Purification Method: Protein A purification
Source: Rabbit	GeneID (NCBI): 8350	CloneNo.: 251569B9
Isotype: IgG	UNIPROT ID: P68431	
	Full Name: histone cluster 1, H3a	
	Observed MW: 17 kDa	

Applications

Tested Applications:
WB, Dot Blot, Indirect ELISA, ChIP-qPCR

Species Specificity:
human

Background Information

Storage

Storage:
Store at -80°C.
The product is shipped with ice packs. Upon receipt, store it immediately at -80°C

Storage Buffer:
PBS only, pH7.3

For technical support and original validation data for this product please contact:


T: 4006900926

E: Proteintech-CN@ptglab.com

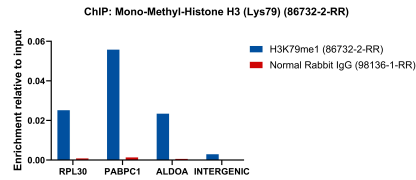
W: ptgcn.com

This product is exclusively available under Proteintech Group brand and is not available to purchase from any other manufacturer.


Selected Validation Data



Dot blot analysis was used to confirm the specificity of 86732-2-RR Mono-Methyl-Histone H3 (Lys79) antibody. peptides were spotted onto NC and probed with antibody at 1 µg/ml. The amount of peptide (µ g/mL) spotted is indicated next to each row. This data was developed using the same antibody clone with 86732-2-PBS in a different storage buffer formulation.



Chromatin was prepared from HeLa cells. Cells were fixed with formaldehyde for 10 minutes. The ChIP was performed with 15 µg of cross-linked chromatin, 5 µg of Mono-Methyl-Histone H3 (Lys79) (86732-2-RR) or 5 µg of Normal Rabbit IgG (98136-1-RR), and 20 µl of Protein A Magarose Beads. The immunoprecipitated DNA was quantified by real-time PCR. This data was developed using the same antibody clone with 86732-2-PBS in a different storage buffer formulation.



Various lysates were subjected to SDS PAGE followed by western blot with 86732-2-RR (Mono-Methyl-Histone H3 (Lys79) antibody) at dilution of 1:1000 incubated at room temperature for 1.5 hours. This data was developed using the same antibody clone with 86732-2-PBS in a different storage buffer formulation.