

For Research Use Only

SOX5 Recombinant monoclonal antibody, PBS Only

Catalog Number:86619-2-PBS



Basic Information

Catalog Number: 86619-2-PBS	GenBank Accession Number: BC029220	Purification Method: Protein A purification
Source: Rabbit	GeneID (NCBI): 6660	CloneNo.: 251512D11
Isotype: IgG	UNIPROT ID: P35711	
Immunogen Catalog Number: AG4092	Full Name: SRY (sex determining region Y)-box 5	
	Calculated MW: 763 aa, 84 kDa	
	Observed MW: 84-90 kDa	

Applications

Tested Applications:
WB, IF/ICC, Indirect ELISA

Species Specificity:
human, mouse

Background Information

SOX5 is a member of the SRY-related HMG-box (SOX) family of transcription factors, which play critical roles in cell fate determination and differentiation during embryonic development. SOX5 contains a highly conserved high-mobility group (HMG) DNA-binding domain that enables it to regulate target gene expression by bending DNA and facilitating chromatin remodeling. SOX5 is essential for chondrogenesis, neurogenesis, and gliogenesis, and its dysregulation has been implicated in various cancers and developmental disorders (PMID: 19647094, PMID: 30914279). SOX5 has two known protein isoforms: a short isoform of 48 kDa and a long isoform of 84 kDa (PMID: 21732189). This antibody detects the 84-90 kDa band and has passed KD/KO validation.

Storage

Storage:
Store at -80°C.
The product is shipped with ice packs. Upon receipt, store it immediately at -80°C

Storage Buffer:
PBS only, pH7.3

For technical support and original validation data for this product please contact:

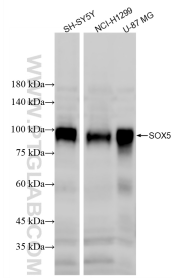
T: 4006900926

E: Proteintech-CN@ptglab.com

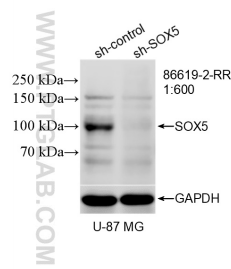
W: ptgcn.com

This product is exclusively available under Proteintech Group brand and is not available to purchase from any other manufacturer.

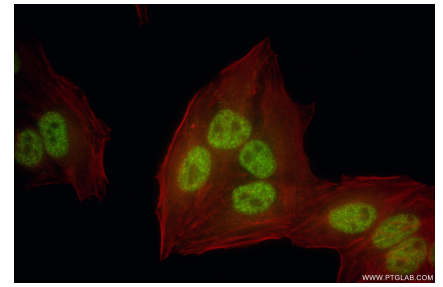
Selected Validation Data



Various lysates were subjected to SDS PAGE followed by western blot with 86619-2-RR (SOX5 antibody) at dilution of 1:2000 incubated at room temperature for 1.5 hours. This data was developed using the same antibody clone with 86619-2-PBS in a different storage buffer formulation.



WB result of SOX5 antibody (86619-2-RR; 1:600; incubated at room temperature for 1.5 hours) with sh-Control and sh-SOX5 transfected U-87 MG cells. This data was developed using the same antibody clone with 86619-2-PBS in a different storage buffer formulation.



Immunofluorescent analysis of (4% PFA) fixed HepG2 cells using SOX5 antibody (86619-2-RR, Clone: 251512D11) at dilution of 1:500 and CoraLite®488-Conjugated Goat Anti-Rabbit IgG(H+L) (SA00013-2), CL594-Phalloidin (red). This data was developed using the same antibody clone with 86619-2-PBS in a different storage buffer formulation.