For Research Use Only

ATXN2L Recombinant monoclonal antibody, PBS Only

Catalog Number:86613-3-PBS

proteintech®
Antibodies | ELISA kits | Proteins
www.ptglab.com

Basic Information

Catalog Number:
86613-3-PBS

Concentration:
1000 μg/ml

Source:
Rabbit

Isotype:
IgG

Immunogen Catalog Number:
AG20581

GenBank Accession Number:
BC082760

GeneID (NCBI):
11273

UNIPROT ID:
Q8WWM7

Full Name:
ataxin 2-like

Calculated MW:
1062 aa, 112 kDa

Observed MW:
150 kDa

Purification Method:
Protein A purification

CloneNo.:
251578A9

Applications

Tested Applications:
WB, IF/ICC, Indirect ELISA

Species Specificity:
human

Background Information

ATXN2L is a paralog of Ataxin-2 (ATXN2) but without abnormal polyQ expended track, which is conserved in most of the ATXNs and drives the pathogenesis of neurodegeneration. It was reported that ATXN2L was widely expressed in immortalized cell lines, and ATXN2L-JAK2 fusion was found in CD4-positive T-cell lymphoma.

Storage

Storage:
Store at -80°C.
The product is shipped with ice packs. Upon receipt, store it immediately at -80°C
Storage Buffer:
PBS only, pH7.3

Selected Validation Data

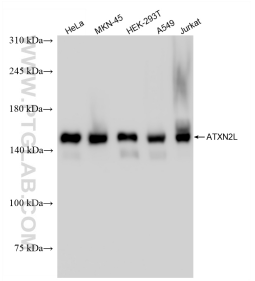

Various lysates were subjected to SDS PAGE followed by western blot with 86613-3-RR (ATXN2L antibody) at dilution of 1:10000 incubated at room temperature for 1.5 hours. This data was developed using the same antibody clone with 86613-3-PBS in a different storage buffer formulation.

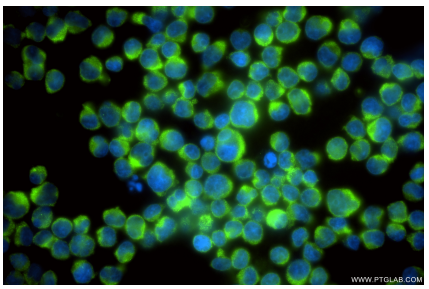

Immunofluorescent analysis of (4% PFA) fixed Jurkat cells using ATXN2L antibody (86613-3-RR, Clone: 251578A9) at dilution of 1:500 and CoraLite®488-Conjugated Goat Anti-Rabbit IgG(H+L) (SA00013-2). This data was developed using the same antibody clone with 86613-3-PBS in a different storage buffer formulation.

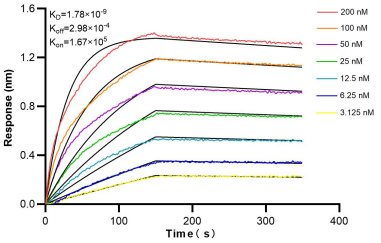

Biolayer interferometry (BLI) kinetic assays of 86613-3-RR against Human ATXN2L were performed. The affinity constant is 1.78 nM.