

For Research Use Only

CD32 Recombinant monoclonal antibody

Catalog Number: 86588-2-RR



Basic Information

Catalog Number: 86588-2-RR	GenBank Accession Number: NM_001136219.3	Purification Method: Protein A purification
Source: Rabbit	GeneID (NCBI): 2212	CloneNo.: 251087D9
Isotype: IgG	UNIPROT ID: P12318-1	Recommended Dilutions: WB: 1:500-1:2000 IF/ICC: 1:50-1:500
Immunogen Catalog Number: EG2713	Full Name: Fc fragment of IgG, low affinity IIa, receptor (CD32)	
	Calculated MW: 35 kDa	
	Observed MW: 40 kDa	

Applications

Tested Applications: WB, IF/ICC, ELISA	Positive Controls:
Species Specificity: human	WB : U-937 cells, K-562 cells IF/ICC : U-937 cells, K-562 cells

Background Information

CD32 (Fc γ RII) is a 40 kD transmembrane glycoprotein that binds to the Fc region of IgG with low affinity. CD32 is present on phagocytic cells such as macrophages and neutrophils, and is involved in the process of phagocytosis and clearing of immune complexes.

Storage

Storage:
Store at -20°C. Stable for one year after shipment.
Storage Buffer:
PBS with 0.02% sodium azide and 50% glycerol, pH7.3
Aliquoting is unnecessary for -20°C storage

For technical support and original validation data for this product please contact:

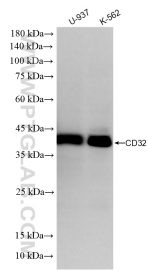
T: 4006900926

E: Proteintech-CN@ptglab.com

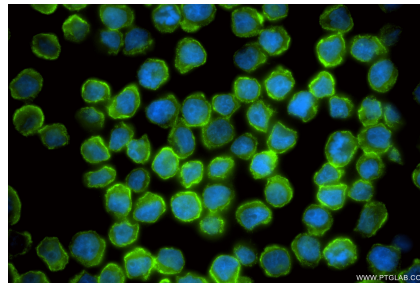
W: ptgcn.com

This product is exclusively available under Proteintech Group brand and is not available to purchase from any other manufacturer.

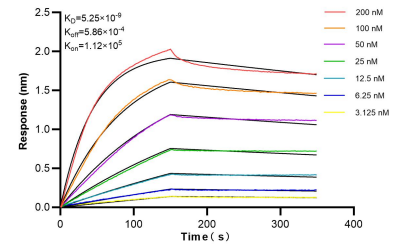
Selected Validation Data



Various lysates were subjected to SDS PAGE followed by western blot with 86588-2-RR (FCGR2A+FCGR2B(CD32) antibody) at dilution of 1:1000 incubated at room temperature for 1.5 hours.



Immunofluorescent analysis of (4% PFA) fixed U-937 cells using CD32 antibody (86588-2-RR, Clone: 251087D9) at dilution of 1:200 and CoraLite® 488-Conjugated Goat Anti-Rabbit IgG(H+L) (SA00013-2).



Bi-layer interferometry (BLI) kinetic assays of 86588-2-RR against Human CD32 were performed. The affinity constant is 5.25 nM.