

For Research Use Only

DAP3 Recombinant monoclonal antibody, PBS Only

Catalog Number:86586-1-PBS



Basic Information

Catalog Number:

86586-1-PBS

Source:

Rabbit

Isotype:

IgG

Immunogen Catalog Number:

AG0274

GenBank Accession Number:

BF220193

GeneID (NCBI):

7818

UNIPROT ID:

P51398

Full Name:

death associated protein 3

Calculated MW:

46 kDa

Observed MW:

40-45 kDa

Purification Method:

Protein A purification

CloneNo.:

251498H4

Applications

Tested Applications:

WB, Indirect ELISA

Species Specificity:

human, mouse

Background Information

Storage

Storage:

Store at -80°C.

The product is shipped with ice packs. Upon receipt, store it immediately at -80°C

Storage Buffer:

PBS only, pH7.3

For technical support and original validation data for this product please contact:

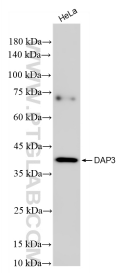
T: 4006900926

E: Proteintech-CN@ptglab.com


W: ptgcn.com

This product is exclusively available under Proteintech Group brand and is not available to purchase from any other manufacturer.

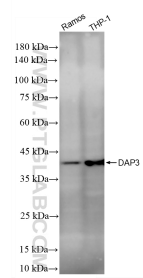
Selected Validation Data



HeLa cells were subjected to SDS PAGE followed by western blot with 86586-1-RR (DAP3 antibody) at dilution of 1:10000 incubated at room temperature for 1.5 hours. This data was developed using the same antibody clone with 86586-1-PBS in a different storage buffer formulation.



Various lysates were subjected to SDS PAGE followed by western blot with 86586-1-RR (DAP3 antibody) at dilution of 1:10000 incubated at room temperature for 1.5 hours. This data was developed using the same antibody clone with 86586-1-PBS in a different storage buffer formulation.



Various lysates were subjected to SDS PAGE followed by western blot with 86586-1-RR (DAP3 antibody) at dilution of 1:10000 incubated at room temperature for 1.5 hours. This data was developed using the same antibody clone with 86586-1-PBS in a different storage buffer formulation.