

For Research Use Only

# DTYMK Recombinant antibody, PBS Only

Catalog Number: 86543-3-PBS



## Basic Information

Catalog Number: 86543-3-PBS	GenBank Accession Number: BC001827	Purification Method: Protein A purification
Concentration: 1000 µg/ml	GeneID (NCBI): 1841	CloneNo.: 251441C1
Source: Rabbit	UNIPROT ID: P23919	
Isotype: IgG	Full Name: deoxythymidylate kinase (thymidylate kinase)	
Immunogen Catalog Number: AG7606	Calculated MW: 24 kDa	
	Observed MW: 24 kDa	

## Applications

Tested Applications:  
WB, Indirect ELISA

Species Specificity:  
human, rat

## Background Information

DTYMK(Thymidylate kinase) is also named as CDC8,TMPK and TYMK.It catalyzes the phosphorylation of dTMP to form dTDP in the dTTP synthesis pathway for DNA synthesis.This enzyme is important in cellular DNA synthesis because the synthesis of dTTP either via the de novo pathway or through the exogenous supply of thymidine requires the activity of this enzyme(PMID:18469).

## Storage

Storage:  
Store at -80°C.

The product is shipped with ice packs. Upon receipt, store it immediately at -80°C

Storage Buffer:  
PBS only, pH7.3

For technical support and original validation data for this product please contact:


T: 4006900926

E: [Proteintech-CN@ptglab.com](mailto:Proteintech-CN@ptglab.com)


W: [ptgcn.com](http://ptgcn.com)

This product is exclusively available under Proteintech Group brand and is not available to purchase from any other manufacturer.

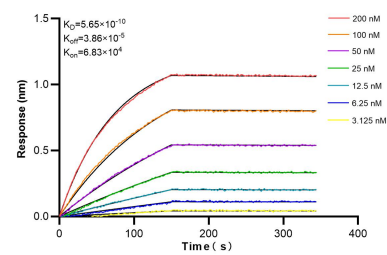
## Selected Validation Data



HeLa cells were subjected to SDS PAGE followed by western blot with 86543-3-RR (DTYMK antibody) at dilution of 1:10000 incubated at room temperature for 1.5 hours. This data was developed using the same antibody clone with 86543-3-PBS in a different storage buffer formulation.



rat brain tissue were subjected to SDS PAGE followed by western blot with 86543-3-RR (DTYMK antibody) at dilution of 1:10000 incubated at room temperature for 1.5 hours. This data was developed using the same antibody clone with 86543-3-PBS in a different storage buffer formulation.



Biolayer interferometry (BLI) kinetic assays of 86543-3-RR against Human DTYMK were performed. The affinity constant is 0.565 nM.