

For Research Use Only

NT5E Recombinant monoclonal antibody, PBS Only (Detector)

Catalog Number: 86512-1-PBS



Basic Information

Catalog Number:

86512-1-PBS

Source:

Rabbit

Isotype:

IgG

Immunogen Catalog Number:

EG2974

GenBank Accession Number:

NM_002526.3

GeneID (NCBI):

4907

UNIPROT ID:

P21589-1

Full Name:

5'-nucleotidase, ecto (CD73)

Calculated MW:

63 kDa

Purification Method:

Protein A purification

CloneNo.:

251250E3

Applications

Tested Applications:

Cytometric bead array, Sandwich ELISA, Indirect ELISA

Species Specificity:

human

Background Information

Storage

Storage:

Store at -80°C.

The product is shipped with ice packs. Upon receipt, store it immediately at -80°C

Storage Buffer:

PBS only, pH7.3

For technical support and original validation data for this product please contact:

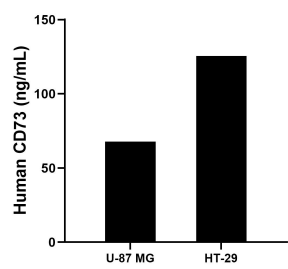
T: 4006900926

E: Proteintech-CN@ptglab.com

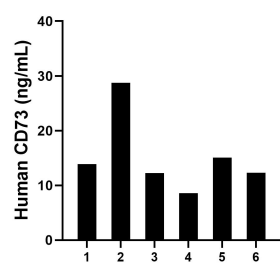
W: ptgcn.com

This product is exclusively available under Proteintech Group brand and is not available to purchase from any other manufacturer.

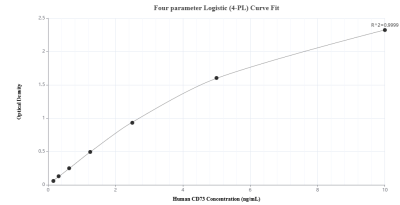
Selected Validation Data



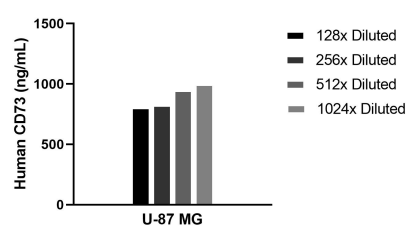
The mean CD73 concentration was determined to be 67.84 ng/mL in U-87 MG cell extract based on a 1.5 mg/mL extract load and 125.52 ng/mL in PC-3 cell extract based on a 1.1 mg/mL extract load.



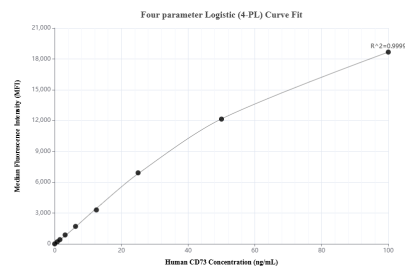
Plasma of six individual healthy human donors was measured. The human CD73 concentration of detected samples was determined to be 15.14 ng/mL with a range of 8.55 - 28.73 ng/mL.



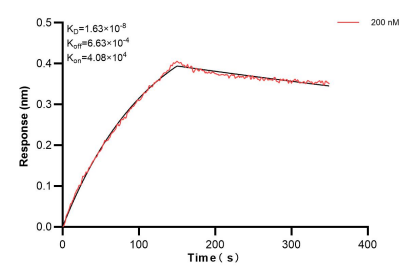
Sandwich ELISA standard curve of MP02481-1, Human CD73 Recombinant Matched Antibody Pair - PBS only. 86512-2-PBS was coated to a plate as the capture antibody and incubated with serial dilutions of standard Eg2974. 86512-1-PBS was HRP conjugated as the detection antibody. Range: 0.156-10 ng/mL



The mean CD73 concentration was determined to be 895.3 ng/mL in U-87 MG cell extract based on a 1.5 mg/mL extract load.



Cytometric bead array standard curve of MP02481-1, CD73 Recombinant Matched Antibody Pair, PBS Only. Capture antibody: 86512-2-PBS. Detection antibody: 86512-1-PBS. Standard: Eg2974. Range: 0.781-100 ng/mL.



Bi-layer interferometry (BLI) kinetic assay of 86512-1-PBS against Human NT5E was performed. The affinity constant is 1.63 nM.