

For Research Use Only

FABP3 Recombinant monoclonal antibody, PBS Only (Capture)

Catalog Number:86511-2-PBS



Basic Information

Catalog Number:

86511-2-PBS

Source:

Rabbit

Isotype:

IgG

Immunogen Catalog Number:

AG1069

GenBank Accession Number:

BC007021

GeneID (NCBI):

2170

UNIPROT ID:

P05413

Full Name:

fatty acid binding protein 3, muscle and heart (mammary-derived growth inhibitor)

Calculated MW:

15 kDa

Purification Method:

Protein A purification

CloneNo.:

251339D2

Applications

Tested Applications:

Cytometric bead array, Sandwich ELISA, Indirect ELISA

Species Specificity:

human

Background Information

Storage

Storage:

Store at -80°C.

The product is shipped with ice packs. Upon receipt, store it immediately at -80°C

Storage Buffer:

PBS only, pH7.3

For technical support and original validation data for this product please contact:

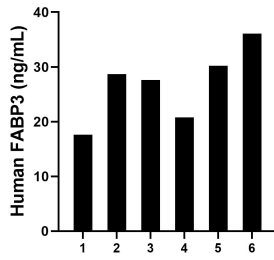
T: 4006900926

E: Proteintech-CN@ptglab.com

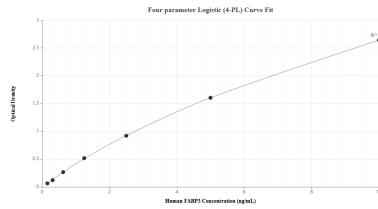
W: ptgcn.com

This product is exclusively available under Proteintech Group brand and is not available to purchase from any other manufacturer.

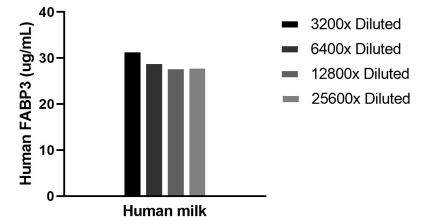
Selected Validation Data



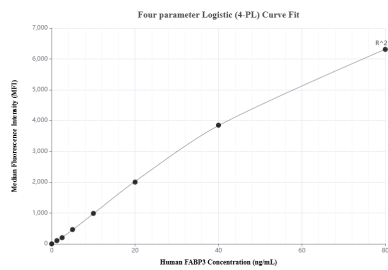
Plasma of six individual healthy human donors was measured. The human FABP3 concentration of detected samples was determined to be 26.83 ng/mL with a range of 17.62 - 36.09 ng/mL.



Sandwich ELISA standard curve of MP02478-2, Human FABP3 Recombinant Matched Antibody Pair - PBS only. 86511-2-PBS was coated to a plate as the capture antibody and incubated with serial dilutions of standard Ag1069. 86511-4-PBS was HRP conjugated as the detection antibody. Range: 0.156-10 ng/mL



The mean FABP3 concentration was determined to be 29.2 ug/mL in Human milk.



Cytometric bead array standard curve of MP02478-1, FABP3 Recombinant Matched Antibody Pair, PBS Only. Capture antibody: 86511-2-PBS. Detection antibody: 86511-1-PBS. Standard: Ag1069. Range: 1.25-80 ng/mL.