

For Research Use Only

APOD Recombinant monoclonal antibody

Catalog Number: 86500-2-RR



Basic Information

Catalog Number: 86500-2-RR	GenBank Accession Number: BC007402	Purification Method: Protein A purification
Source: Rabbit	GeneID (NCBI): 347	CloneNo.: 251229E8
Isotype: IgG	UNIPROT ID: P05090	Recommended Dilutions: WB: 1:5000-1:50000 IF/ICC: 1:250-1:1000
Immunogen Catalog Number: AG0812	Full Name: apolipoprotein D	
	Calculated MW: 33 kDa	
	Observed MW: 21-33 kDa	

Applications

Tested Applications: WB, IF/ICC, ELISA	Positive Controls:
Species Specificity: human	WB : human plasma, IF/ICC : HeLa cells,

Background Information

Apolipoprotein D (ApoD) is a member of the lipocalin superfamily of ligand transporters, and has been implicated in the transport of small hydrophobic molecules. ApoD is also a component of plasma high-density lipoproteins (HDL). Alteration of ApoD expression has been linked to multiple neurological disorders, including Alzheimer's disease.

Storage

Storage:
Store at -20°C. Stable for one year after shipment.
Storage Buffer:
PBS with 0.02% sodium azide and 50% glycerol, pH7.3
Aliquoting is unnecessary for -20°C storage

For technical support and original validation data for this product please contact:

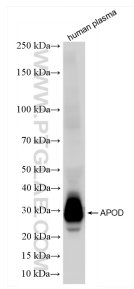
T: 4006900926

E: Proteintech-CN@ptglab.com

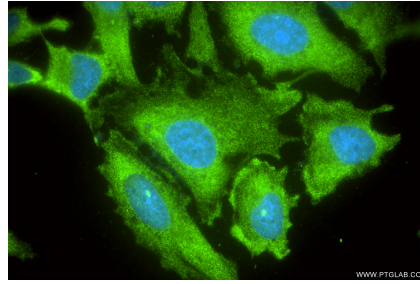
W: ptgcn.com

This product is exclusively available under Proteintech Group brand and is not available to purchase from any other manufacturer.

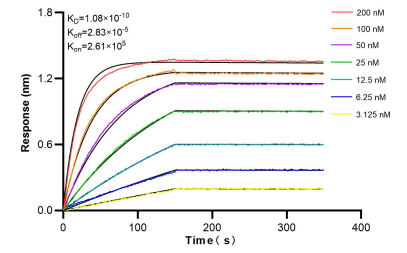
Selected Validation Data



human plasma were subjected to SDS PAGE followed by western blot with 86500-2-RR (APOD antibody) at dilution of 1:10000 incubated at room temperature for 1.5 hours.



Immunofluorescent analysis of (-20°C Methanol) fixed HeLa cells using APOD antibody (86500-2-RR, Clone: 251229E8) at dilution of 1:500 and CoraLite® 488-Conjugated Goat Anti-Rabbit IgG(H+L) (SA00013-2).



Biolayer interferometry (BLI) kinetic assays of 86500-2-RR against Human APOD were performed. The affinity constant is 0.108 nM.