

For Research Use Only

WDR24 Recombinant monoclonal antibody

Catalog Number: 86464-1-RR

Featured Product



Basic Information

Catalog Number:

86464-1-RR

Source:

Rabbit

Isotype:

IgG

Immunogen Catalog Number:

AG14774

GenBank Accession Number:

BC008025

GeneID (NCBI):

84219

UNIPROT ID:

Q96S15

Full Name:

WD repeat domain 24

Calculated MW:

920 aa, 102 kDa

Observed MW:

88 kDa

Purification Method:

Protein A purification

CloneNo.:

251220G1

Recommended Dilutions:

WB: 1:2000-1:10000

Applications

Tested Applications:

WB, ELISA

Species Specificity:

human

Positive Controls:

WB : HeLa cells, HEK-293 cells, HepG2 cells, HuH-7 cells

Background Information

WDR24 is a component of the GATOR2 complex which has five known subunits (WDR24, WDR59, Mios, Sec13, and Seh1L). GATOR2 complex positively regulates mTORC1 signaling by acting upstream of or in parallel to GATOR1, which is a GTPase-activating protein (GAP) for RagA or RagB and an inhibitor of the amino-acid-sensing pathway. (PMID: 23723238; 25263562)

Storage

Storage:

Store at -20°C. Stable for one year after shipment.

Storage Buffer:

PBS with 0.02% sodium azide and 50% glycerol, pH7.3

Aliquoting is unnecessary for -20°C storage

For technical support and original validation data for this product please contact:

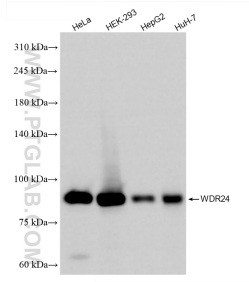
T: 4006900926

E: Proteintech-CN@ptglab.com

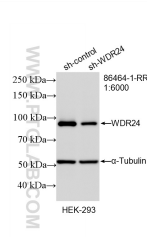
W: ptgcn.com

This product is exclusively available under Proteintech Group brand and is not available to purchase from any other manufacturer.

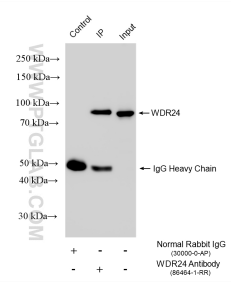
Selected Validation Data



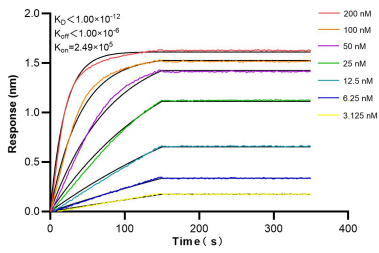
Various lysates were subjected to SDS PAGE followed by western blot with 86464-1-RR (WDR24 antibody) at dilution of 1:5000 incubated at room temperature for 1.5 hours.



WB result of WDR24 antibody (86464-1-RR; 1:6000; incubated at room temperature for 1.5 hours) with sh-Control and sh-WDR24 transfected HEK-293 cells.



IP result of anti-WDR24 (IP:86464-1-RR, 4ug; Detection:86464-1-RR 1:2000) with HEK-293 cells lysate 1200 ug.



Biolayer interferometry (BLI) kinetic assays of 86464-1-RR against Human WDR24 were performed. The affinity constant is below 1 pM.