

BCAT2 Recombinant antibody

Catalog Number: 86367-1-RR

Basic Information

| | | |
|--|---|--|
| Catalog Number: 86367-1-RR | GenBank Accession Number: BC001900 | Purification Method: Protein A purification |
| Concentration: 1000 µg/ml | GeneID (NCBI): 587 | CloneNo.: 251057E6 |
| Source: Rabbit | UNIPROT ID: O15382 | Recommended Dilutions: WB: 1:5000-1:50000 IHC: 1:400-1:1600 |
| Isotype: IgG | Full Name: branched chain aminotransferase 2, mitochondrial | |
| Immunogen Catalog Number: AG9573 | Calculated MW: 44 kDa | |
| | Observed MW: 38 kDa | |

Applications

Tested Applications:

WB, IHC, ELISA

Species Specificity:

human, mouse, rat

Note-IHC: suggested antigen retrieval with TE buffer pH 9.0; (*) Alternatively, antigen retrieval may be performed with citrate buffer pH 6.0

Positive Controls:

WB : HEK-293T cells, MCF-7 cells, Raji cells, HeLa cells, Jurkat cells, RAW 264.7 cells, PC-12 cells

IHC : human placenta tissue,

Background Information

Branched-chain amino acid transaminase 2 (BCAT2) is an important enzyme in branched-chain amino acids (BCAAs) catabolism that reversibly catalyzes the initial step of BCAA degradation to branched-chain acyl-CoA. In humans, BCAT2 encodes a mitochondrial protein that is ubiquitously expressed in all organs (except hepatocytes) (PMID:32467562). Moreover, other reports showed that overexpressed BCAT2 in pancreatic ductal adenocarcinoma (PDAC) cells enhanced cell proliferation and survival in vitro and in vivo (PMID:35663242).

Storage

Storage:


Store at -20°C. Stable for one year after shipment.

Storage Buffer:

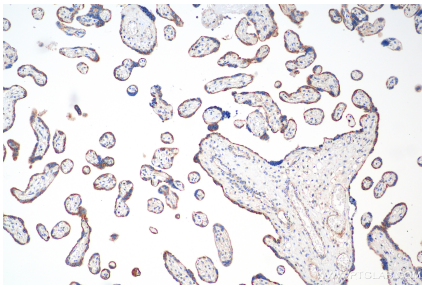
PBS with 0.02% sodium azide and 50% glycerol, pH7.3

Aliquoting is unnecessary for -20°C storage

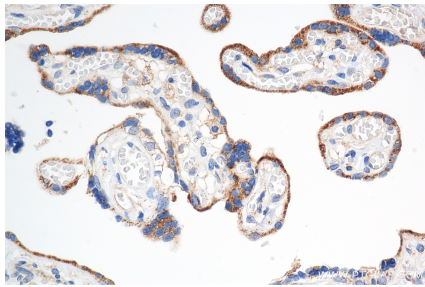
Selected Validation Data



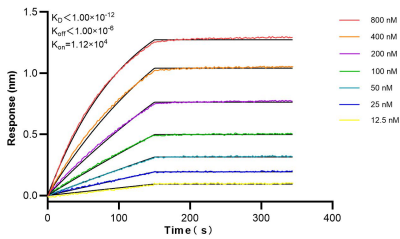
Various lysates were subjected to SDS PAGE followed by western blot with 86367-1-RR (BCAT2 antibody) at dilution of 1:10000 incubated at room temperature for 1.5 hours.



Immunohistochemical analysis of paraffin-embedded human placenta tissue slide using 86367-1-RR (BCAT2 antibody) at dilution of 1:800 (under 10x lens). Heat mediated antigen retrieval with Tris-EDTA buffer (pH 9.0).



Immunohistochemical analysis of paraffin-embedded human placenta tissue slide using 86367-1-RR (BCAT2 antibody) at dilution of 1:800 (under 40x lens). Heat mediated antigen retrieval with Tris-EDTA buffer (pH 9.0).



Biolayer interferometry (BLI) kinetic assays of 86367-1-RR against Human BCAT2 were performed. The affinity constant is below 1 pM.