

For Research Use Only

# OXR1 Recombinant antibody, PBS Only

Catalog Number:86359-3-PBS



## Basic Information

<b>Catalog Number:</b> 86359-3-PBS	<b>GenBank Accession Number:</b> BC032710	<b>Purification Method:</b> Protein A purification
<b>Concentration:</b> 1000 µg/ml	<b>GeneID (NCBI):</b> 55074	<b>CloneNo.:</b> 251027B10
<b>Source:</b> Rabbit	<b>UNIPROT ID:</b> Q8N573	
<b>Isotype:</b> IgG	<b>Full Name:</b> oxidation resistance 1	
<b>Immunogen Catalog Number:</b> AG4439	<b>Calculated MW:</b> 758 aa, 85 kDa	
	<b>Observed MW:</b> 120-140 kDa	

## Applications

**Tested Applications:**  
WB, IHC, Indirect ELISA

**Species Specificity:**  
human, mouse, rat

## Background Information

Oxidation resistance protein 1 (OXR1) belongs to the OXR1 family. The major function of OXR1 is to control the expression of genes that alleviate oxidative stress by increasing cellular resistance to reactive oxygen species (ROS) and the stress these molecules cause the cell. OXR1's ability to reduce oxidative stress and neurodegeneration in multiple diseases strongly suggests that it can be an effective therapeutic target (PMID: 33384581). Biochemical experiments show that OXR1 inhibits V1-ATPase and causes disassembly of the holoenzyme, suggesting that OXR1 plays a direct role in V-ATPase regulation (PMID: 34918374). OXR1 has 8 isoforms with the molecular mass of 25, 28, 34, 56, 94, 95 and 98 kDa. Sometimes higher molecular weight around 120-140 kDa can also be observed, which may be a modified variant of OXR1.

## Storage

**Storage:**  
Store at -80°C.  
**The product is shipped with ice packs. Upon receipt, store it immediately at -80°C**

**Storage Buffer:**  
PBS only, pH7.3

For technical support and original validation data for this product please contact:

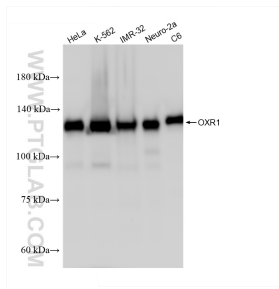
T: 4006900926

E: [Proteintech-CN@ptglab.com](mailto:Proteintech-CN@ptglab.com)

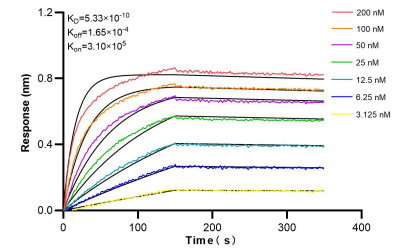
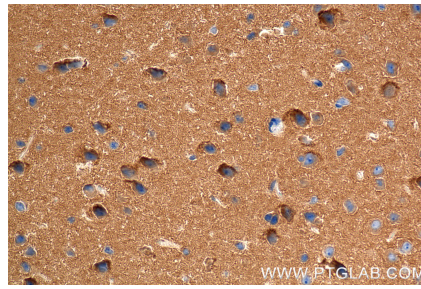
W: [ptgcn.com](http://ptgcn.com)

**This product is exclusively available under Proteintech Group brand and is not available to purchase from any other manufacturer.**

## Selected Validation Data



Various lysates were subjected to SDS PAGE followed by western blot with 86359-3-RR (OXR1 antibody) at dilution of 1:10000 incubated at room temperature for 1.5 hours. This data was developed using the same antibody clone with 86359-3-PBS in a different storage buffer formulation.



Bi-layer interferometry (BLI) kinetic assays of 86359-3-RR against Human OXR1 were performed. The affinity constant is 0.533 nM.